

**ESCALON UNIFIED SCHOOL DISTRICT**

**OF SAN JOAQUIN COUNTY**

**ESCALON, CALIFORNIA**

**JUNE 30, 2016**

---

**GOVERNING BOARD**

<u>MEMBER</u>	<u>OFFICE</u>	<u>TERM EXPIRES</u>
Richard Thompson	President	2018
Amy Bavaro	Vice President	2016
Martha Coelho	Clerk	2016
Kate Powell	Member	2018
John Largent	Member	2018

**ADMINISTRATION**

Ron Costa	Superintendent
Joel Johannsen	Assistant Superintendent
Kelly Robinson	Chief Business Officer



# ESCALON UNIFIED SCHOOL DISTRICT

## TABLE OF CONTENTS

JUNE 30, 2016

### I - FINANCIAL SECTION

Independent Auditors' Report	2
Management's Discussion and Analysis	5
Basic Financial Statements	
Government-Wide Financial Statements	
Statement of Net Position	17
Statement of Activities	18
Fund Financial Statements	
Governmental Funds – Balance Sheet	19
Reconciliation of the Governmental Funds Balance Sheet to the Statement of Net Position	21
Governmental Funds – Statement of Revenues, Expenditures, and Changes in Fund Balance	22
Reconciliation of the Governmental Funds Statement of Revenues, Expenditures, and Changes in Fund Balances to the Statement of Activities	24
Proprietary Fund – Statement of Net Position	26
Proprietary Fund – Statement of Revenues, Expenses, and Changes in Fund Net Position	27
Proprietary Fund – Statement of Cash Flows	28
Fiduciary Funds – Statement of Net Position	29
Notes to Financial Statements	30

### II - REQUIRED SUPPLEMENTARY INFORMATION

General Fund – Budgetary Comparison Schedule	64
Schedule of Other Postemployment Benefits (OPEB) Funding Progress	65
Schedule of the District's Proportionate Share of the Pension Liability	66
Schedule of the District's Contributions for Pensions	67
Note to Required Supplementary Information	68

### III - SUPPLEMENTARY INFORMATION

Schedule of Expenditures of Federal Awards	70
Local Education Agency Organization Structure	71
Schedule of Average Daily Attendance	72
Schedule of Instructional Time	73
Schedule of Instructional Time – Charter Schools	74
Reconciliation of Annual Financial and Budget Report with Audited Financial Statements	75
Schedule of Financial Trends and Analysis	76
Schedule of Charter Schools	77
Combining Statements – Non-Major Governmental Funds	
Combining Balance Sheet	78
Combining Statement of Revenues, Expenditures, and Changes in Fund Balance	80
Note to Supplementary Information	82

### IV - INDEPENDENT AUDITORS' REPORTS

Independent Auditors' Report on Internal Control Over Financial Reporting and on Compliance and Other Matters Based on an Audit of Financial Statements Performed in Accordance with <i>Government Auditing Standards</i>	85
Independent Auditors' Report on Compliance for Each Major Program and Report on Internal Control over Compliance Required by The Uniform Guidance	87
Independent Auditors' Report on Compliance with Applicable Requirements in Accordance with <i>2015-16 Guide for Annual Audits of K-12 Local Education Agencies and State Compliance Reporting</i>	89

# **ESCALON UNIFIED SCHOOL DISTRICT**

## **TABLE OF CONTENTS**

**JUNE 30, 2016**

### **V – SCHEDULE OF FINDINGS AND QUESTIONED COSTS**

Summary of Auditors' Results	93
Financial Statement Findings	94
Federal Award Findings and Questioned Costs	95
State Award Findings and Questioned Costs	96
Summary Schedule of Prior Audit Findings	97

---

---

***I - Financial Section***

---

---

[PAGE INTENTIONALLY LEFT BLANK]

# Cichella & Tokunaga, LLP

Certified Public Accountants

4671 Golden Foothill Parkway ♦ El Dorado Hills, CA 95672  
Voice: (877) 359-9588 ♦ Fax: (916) 941-7234

[www.ctcpa.net](http://www.ctcpa.net)

## INDEPENDENT AUDITORS' REPORT

Governing Board  
Escalon Unified School District  
Escalon, California

### Report on the Financial Statements

We have audited the accompanying financial statements of the governmental activities, each major fund, and the aggregate remaining fund information of the Escalon Unified School District (the District) as of and for the year ended June 30, 2016, and the related notes to the financial statements, which collectively comprise the District's basic financial statements as listed in the table of contents.

### Management's Responsibility for the Financial Statements

Management is responsible for the preparation and fair presentation of these financial statements in accordance with accounting principles generally accepted in the United States of America; this includes the design, implementation, and maintenance of internal control relevant to the preparation and fair presentation of financial statements that are free from material misstatement, whether due to fraud or error.

### Auditor's Responsibility

Our responsibility is to express opinions on these financial statements based on our audit. We conducted our audit in accordance with auditing standards generally accepted in the United States of America and the standards applicable to financial audits contained in *Government Auditing Standards*, issued by the Comptroller General of the United States; and the *2015-16 Guide for Annual Audits of K-12 Local Education Agencies and State Compliance Reporting*, issued by the California Education Audit Appeals Panel. Those standards require that we plan and perform the audit to obtain reasonable assurance about whether the financial statements are free from material misstatement.

An audit involves performing procedures to obtain audit evidence about the amounts and disclosures in the financial statements. The procedures selected depend on the auditor's judgment, including the assessment of the risks of material misstatement of the financial statements, whether due to fraud or error. In making those risk assessments, the auditor considers internal control relevant to the District's preparation and fair presentation of the financial statements in order to design audit procedures that are appropriate in the circumstances, but not for the purpose of expressing an opinion on the effectiveness of the District's internal control. Accordingly, we express no such opinion. An audit also includes evaluating the appropriateness of accounting policies used and the reasonableness of significant accounting estimates made by management, as well as evaluating the overall presentation of the financial statements.

We believe that the audit evidence we have obtained is sufficient and appropriate to provide a basis for our audit opinions.

## **Opinions**

In our opinion, the financial statements referred to above present fairly, in all material respects, the respective financial position of the governmental activities, each major fund, and the aggregate remaining fund information of the Escalon Unified School District, as of June 30, 2016, and the respective changes in financial position and, where applicable, cash flows thereof for the year then ended in accordance with accounting principles generally accepted in the United States of America.

## **Other Matters**

### *Required Supplementary Information*

Accounting principles generally accepted in the United States of America require that the required supplementary information, such as management's discussion and analysis, budgetary comparison information, the Schedule of Other Postemployment Benefits (OPEB) Funding Progress and schedules of proportionate share of net pension liability, and schedules of District contributions for pensions be presented to supplement the basic financial statements. Such information, although not a part of the basic financial statements, is required by the Governmental Accounting Standards Board who considers it to be an essential part of financial reporting for placing the basic financial statements in an appropriate operational, economic, or historical context. We have applied certain limited procedures to the required supplementary information in accordance with auditing standards generally accepted in the United States of America, which consisted of inquiries of management about the methods of preparing the information and comparing the information for consistency with management's responses to our inquiries, the basic financial statements, and other knowledge we obtained during our audit of the basic financial statements. We do not express an opinion or provide any assurance on the information because the limited procedures do not provide us with sufficient evidence to express an opinion or provide any assurance.

### *Other Information*

Our audit was conducted for the purpose of forming opinions on the financial statements that collectively comprise the Escalon Unified School District's basic financial statements. The Supplementary Information section, as listed in the Table of Contents, is presented for purposes of additional analysis and as required by Title 2 U.S. Code of Federal Regulations (CFR) Part 200, *Uniform Administrative Requirements, Cost Principles, and Audit Requirements for Federal Awards* and the *2015-16 Guide for Annual Audits of K-12 Local Education Agencies and State Compliance Reporting*, published by the Education Audit Appeals Panel, and are not a required part of the basic financial statements.

The Supplementary Information section is the responsibility of management and was derived from and relate directly to the underlying accounting and other records used to prepare the basic financial statements. Such information has been subjected to the auditing procedures applied in the audit of the basic financial statements and certain additional procedures, including comparing and reconciling such information directly to the underlying accounting and other records used to prepare the basic financial statements or to the basic financial statements themselves, and other additional procedures in accordance with auditing standards generally accepted in the United States of America. In our opinion, the supplementary information is fairly stated, in all material respects, in relation to the basic financial statements as a whole.



**Other Reporting Required by *Government Auditing Standards***


In accordance with *Government Auditing Standards*, we have also issued our report dated December 2, 2016, on our consideration of the Escalon Unified School District's internal control over financial reporting and on our tests of its compliance with certain provisions of laws, regulations, contracts, and grant agreements and other matters. The purpose of that report is to describe the scope of our testing of internal control over financial reporting and compliance and the results of that testing, and not to provide an opinion on internal control over financial reporting or on compliance. That report is an integral part of an audit performed in accordance with *Government Auditing Standards* in considering Escalon Unified School District's internal control over financial reporting and compliance.

*Cubell + Tolson, LLP*

El Dorado Hills, California  
December 2, 2016

[PAGE INTENTIONALLY LEFT BLANK]

# Escalon Unified School District



This section of Escalon Unified School District's (the "District") annual financial report presents our discussion and analysis of the District's financial performance during the fiscal year that ended on June 30, 2016. Please read it in conjunction with the District's financial statements, which immediately follow this section.

## ***OVERVIEW OF THE FINANCIAL STATEMENTS***

### **The Financial Statements**

The financial statements presented herein include all of the activities of the Escalon Unified School District using the integrated approach as prescribed by Governmental Accounting Standards Board (GASB) Statement No. 34.

The *Government-Wide Financial Statements* present the financial picture of the District from the economic resources measurement focus using the accrual basis of accounting. They present governmental activities. These statements include all assets of the District as well as all liabilities (including long-term debt). Additionally, certain eliminations have occurred as prescribed by the statement in regards to interfund activity, payables and receivables.

The *Governmental Activities* are prepared using the current financial resources measurement focus and modified accrual basis of accounting.

The *Fund Financial Statements* include statements for each of the three categories of activities: governmental, proprietary and fiduciary. The District does not have any business type activities.

The *Proprietary Activities* are prepared using the economic resources measurement focus and the accrual basis of accounting.

The *Fiduciary Activities* are agency funds, which only report a balance sheet and do not have a measurement focus.

*Reconciliation of the Fund Financial Statements to the Government-Wide Financial Statements* is provided to explain the differences created by the integrated approach.

The Primary unit of government is the Escalon Unified School District.

# ESCALON UNIFIED SCHOOL DISTRICT

## MANAGEMENT'S DISCUSSION AND ANALYSIS

JUNE 30, 2016

---

---

### *REPORTING THE DISTRICT AS A WHOLE*

#### **The Statement of Net Position and the Statement of Activities**

The Statement of Net Position and the Statement of Activities report information about the District as a whole and about its activities. These statements include all assets and liabilities of the District using the accrual basis of accounting, which is similar to the accounting used by most private-sector companies. All of the current year's revenues and expenses are taken into account regardless of when cash is received or paid.

These two statements report the District's net assets and changes in them. Net assets are the difference between assets and liabilities, one way to measure the District's financial health, or *financial position*. Over time, *increases or decreases* in the District's net position are one indicator of whether its *financial health* is improving or deteriorating. Other factors to consider are changes in the District's property tax base and the condition of the District's facilities.

The relationship between revenues and expenses is the District's *operating results*. Since the governing board's responsibility is to provide services to our students and not to generate profit as commercial entities do, one must consider other factors when evaluating the overall health of the District. The quality of the education and the safety of our schools will likely be an important component in this evaluation.

In the *Statement of Net Position* and the *Statement of Activities*, we present the District's activities as follows:

**Governmental Activities** – Most of the District's services are reported in this category. This includes the education of kindergarten through grade twelve students, adult education students, the operation of child development activities, certificates of participation and the on-going effort to improve and maintain buildings and sites. Property taxes, State income taxes, user fees, interest income, Federal, State and local grants, as well as general obligation bonds, finance these activities.

### *REPORTING THE DISTRICT'S MOST SIGNIFICANT FUNDS*

#### **Fund Financial Statements**

The fund financial statements provide detailed information about the most significant funds – not the District as a whole. Some funds are required to be established by State law and by bond covenants. However, management establishes many other funds to help it control and manage money for particular purposes or to show that it is meeting legal responsibilities for using certain taxes, grants, and other money that it receives from the U.S. Department of Education.

# ESCALON UNIFIED SCHOOL DISTRICT

## MANAGEMENT'S DISCUSSION AND ANALYSIS

JUNE 30, 2016

---

---

**Governmental Funds** – The District's basic services are reported in governmental funds, which focus on how money flows into and out of those funds and the balances left at year-end that are available for spending. These funds are reported using an accounting method called modified accrual accounting, which measures cash and all other financial assets that can readily be converted to cash. The governmental fund statements provide a detailed short-term view of the District's general government operations and the basic services it provides. Government fund information helps determine whether there are more or fewer financial resources that can be spent in the near future to finance the District's programs. The difference of results in the governmental fund financial statements to those in the government-wide financial statements is explained in a reconciliation following each governmental fund financial statement.

**Proprietary Funds** – When the District charges users for the service it provides, whether to outside customers or to other departments within the District, these services are generally reported in proprietary funds. Proprietary funds are reported in the same way that all activities are reported in the *Statement of Net Position* and the *Statement of Revenue, Expenses and Changes in Fund Net Position*. We use internal service funds (a component of proprietary funds) to report activities that provide supplies and services for the District's other programs and activities – such as the District's Self-Insurance Fund. The internal service funds are reported with governmental activities in the government-wide financial statements.

### ***THE DISTRICT AS A TRUSTEE***

#### **Reporting the District's Fiduciary Responsibilities**

The District is the trustee, or fiduciary, for funds held on behalf of others, like our funds for associated student body activities. The District's fiduciary activities are reported in the Statement of Fiduciary Net Position. We exclude these activities from the District's other financial statements because the District cannot use these assets to finance its operations. The District is responsible for ensuring that the assets reported in these funds are used for their intended purposes.

# ESCALON UNIFIED SCHOOL DISTRICT

## MANAGEMENT'S DISCUSSION AND ANALYSIS JUNE 30, 2016

---

---

### FINANCIAL HIGHLIGHTS

#### THE DISTRICT AS A WHOLE

##### Net Position

The District's net position was \$5.2 million and \$3.6 million for the fiscal years ended June 30, 2016 and 2015, respectively. Of this amount, \$(13.3) million and \$(15.2) million was unrestricted for the fiscal years ended June 30, 2016 and 2015, respectively. Restricted net position is reported separately to show legal constraints from debt covenants and enabling legislation that limit the School Board's ability to use those net assets for day-to-day operations. Our analysis below focuses on the net position (Table 1); and the change in net position (Table 2); of the District's governmental activities.

**Table 1**

(Amounts in millions)

	Governmental Activities	
	2016	2015
<b>Assets</b>		
Current and other assets	\$ 18.3	\$ 10.6
Capital assets	31.9	32.6
<b>Total Assets</b>	<b>50.2</b>	<b>43.2</b>
<b>Deferred Outflows of Resources</b>		
Deferred outflows related to pensions	2.3	1.4
<b>Total Deferred Outflows of Resources</b>	<b>2.3</b>	<b>1.4</b>
<b>Liabilities</b>		
Current liabilities	0.7	0.9
Long-term liabilities	44.6	35.5
<b>Total Liabilities</b>	<b>45.3</b>	<b>36.4</b>
<b>Deferred Inflows of Resources</b>		
Deferred inflows related to pensions	2.0	4.6
<b>Total Deferred Inflows of Resources</b>	<b>2.0</b>	<b>4.6</b>
<b>Net Position</b>		
Invested in capital assets, net of related debt	9.3	15.6
Restricted	9.2	3.2
Unrestricted	(13.3)	(15.2)
<b>Total Net Position</b>	<b>\$ 5.2</b>	<b>\$ 3.6</b>

# ESCALON UNIFIED SCHOOL DISTRICT

## MANAGEMENT'S DISCUSSION AND ANALYSIS JUNE 30, 2016

---

---

The \$(13.3) million as of June 30, 2016 in unrestricted net position of governmental activities represent the accumulated results of all past years' operations. The June 30, 2016, unrestricted net position increased by \$1.9 million as compared to June 30, 2015

### Changes in Net Position

The results of this year's operations for the District as a whole are reported in the Statement of Activities on page 18. Table 2 takes the information from the Statement, rounds off the numbers, and rearranges them slightly so you can see our total revenues and expenses for the year.

**Table 2**

(Amounts in millions)

	Governmental Activities	
	2016	2015
<b>Revenues</b>		
Program revenues:		
Charges for services	\$ 0.6	\$ 0.3
Operating grants and contributions	3.5	3.0
Capital grants and contributions	-	-
General revenues:		
Federal and State aid not restricted	18.9	15.5
Property taxes	6.9	6.2
Other general revenues	0.5	0.9
<b>Total Revenues</b>	<b>30.4</b>	<b>25.9</b>
<b>Expenses</b>		
Instruction-related	20.2	18.3
Pupil services	2.9	2.9
Administration	1.4	1.5
Maintenance and operations	2.9	2.7
Other	1.3	0.8
<b>Total Expenses</b>	<b>28.7</b>	<b>26.2</b>
Change in Net Position	<b>1.7</b>	<b>(0.3)</b>

**ESCALON UNIFIED SCHOOL DISTRICT**

**MANAGEMENT'S DISCUSSION AND ANALYSIS  
JUNE 30, 2016**

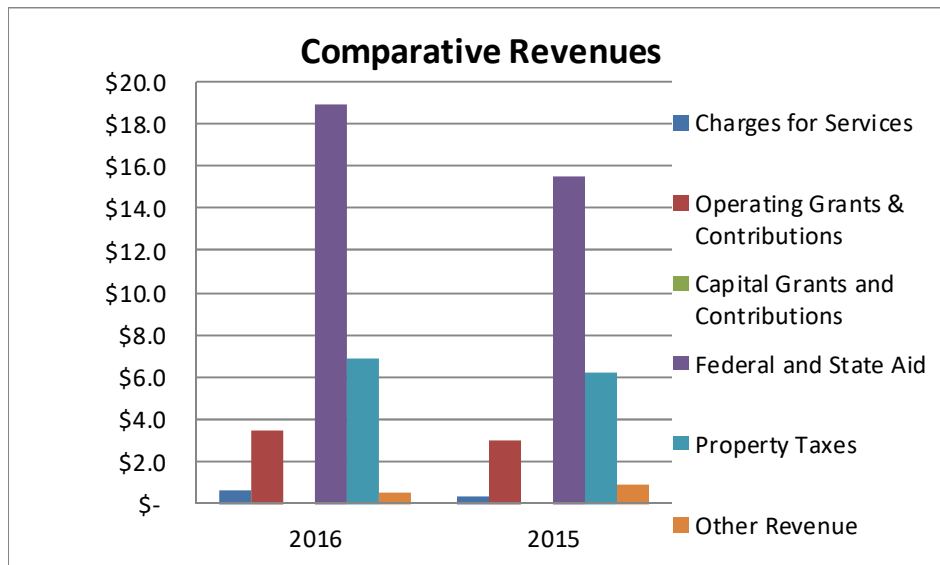
**Governmental Activities**

As reported in the *Statement of Activities* on page 18, the cost of all of our governmental activities for the years ended June 30, 2016 and 2015 were \$28.7 million and \$26.2 million, respectively. However, the amount that our taxpayers ultimately financed for these activities through local taxes was only \$6.9 and \$6.2 million, respectively, because the cost was paid by those who benefited from the programs (\$0.6 and \$0.3 million, respectively) or by other governments and organizations who subsidized certain programs with grants and contributions (\$3.5 and \$3.0 million respectively). We paid for the remaining "public benefit" portions of our governmental activities with \$18.9 and \$15.5 million, respectively, in other Federal and State sources, and with other revenues, like interest and general entitlements of \$0.5 and \$0.9 million, respectively.

**Schedule of Revenues for Governmental Functions**

(Amounts in millions)

	2016	Percent of Total	2015	Percent of Total
<b>Revenues</b>				
Program revenues:				
Charges for services and sales	\$ 0.6	1.97%	\$ 0.3	1.16%
Operating grants and contributions	3.5	11.52%	3.0	11.58%
Capital grants and contributions	-	-	-	-
General revenues:				
Federal and State aid not restricted	18.9	62.17%	15.5	59.85%
Property taxes	6.9	22.70%	6.2	23.94%
Other Revenues	0.5	1.64%	0.9	3.47%
<b>Total Revenues</b>	<b>\$ 30.4</b>	<b>100.00%</b>	<b>\$ 25.9</b>	<b>100.00%</b>





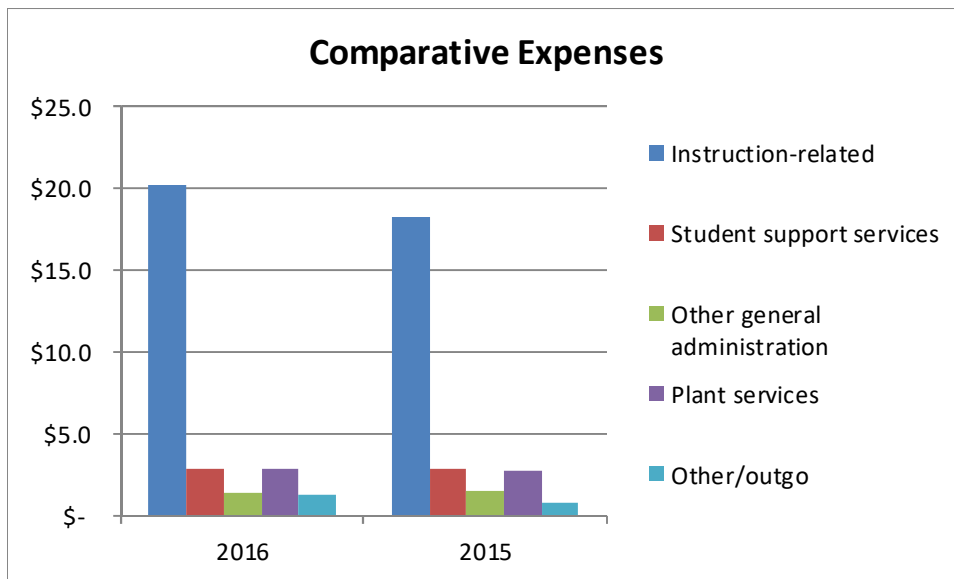
**ESCALON UNIFIED SCHOOL DISTRICT**

**MANAGEMENT'S DISCUSSION AND ANALYSIS  
JUNE 30, 2016**

**Schedule of Expenses for Governmental Functions**

(Amounts in millions)

Expenses	2016	Percent of Total	2015	Percent of Total
Instruction-related	\$ 20.2	70.39%	\$ 18.3	69.84%
Student support services	2.9	10.10%	2.9	11.07%
Other general administration	1.4	4.88%	1.5	5.73%
Plant services	2.9	10.10%	2.7	10.31%
Other/outgo	1.3	4.53%	0.8	3.05%
<b>Total Expenses</b>	<b>\$ 28.7</b>	<b>100.00%</b>	<b>\$ 26.2</b>	<b>100.00%</b>



**ESCALON UNIFIED SCHOOL DISTRICT**

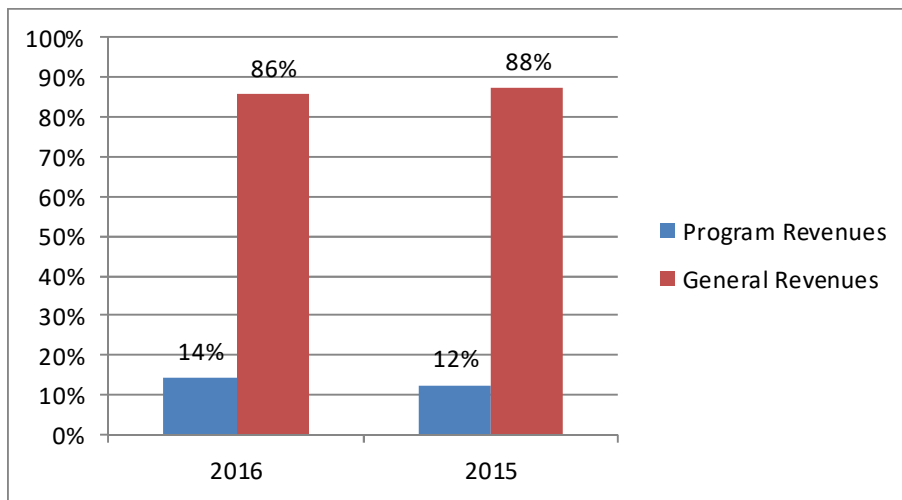
**MANAGEMENT'S DISCUSSION AND ANALYSIS  
JUNE 30, 2016**

In Table 3, we have presented the net cost (total cost less revenues generated by the activities) of each of the District's five largest functions – instruction and instruction related, student support services, administration, maintenance and operations, and other. As discussed above, net cost shows the financial burden that was placed on the District's taxpayers by each of these functions. Providing this information allows our citizens to consider the cost of each function in comparison to the benefits they believe are provided by that function.

**Table 3**

Program revenues financed 14 percent of the total cost of providing the service listed above, while the remaining 86 percent was financed by the general revenue of the District.

(Amounts in millions)	Total Cost of Services		Net Cost of Services	
	2016	2015	2016	2015
Instruction	\$ 20.2	\$ 18.3	\$ 17.7	\$ 16.3
Student Support Services	2.9	2.9	1.8	1.7
Administration	1.4	1.5	1.3	1.4
Maintenance and Operations	2.9	2.7	2.8	2.7
Other	1.3	0.8	1.0	0.8
<b>Total</b>	<b>\$ 28.7</b>	<b>\$ 26.2</b>	<b>\$ 24.6</b>	<b>\$ 22.9</b>



# ESCALON UNIFIED SCHOOL DISTRICT

## MANAGEMENT'S DISCUSSION AND ANALYSIS JUNE 30, 2016

### *THE DISTRICT'S FUNDS*

As the District completed the years ended June 30, 2016 and 2015, our governmental funds reported a combined fund balance of \$17,846,853 and \$9,817,525, respectively. This is an increase of \$8,029,328 from the prior year.

**Table 4**

	Balances and Activity			
	July 1, 2015	Revenues	Expenditures	June 30, 2016
General	\$ 7,209,425	\$ 26,458,105	\$ 25,174,227	\$ 8,493,303
Charter School	364,107	1,768,112	1,358,072	774,147
Cafeteria	253,345	998,782	1,010,931	241,196
Deferred Maintenance	202,943	361,302	127,312	436,933
Pupil Transportation	112,574	200,699	-	313,273
Building	491,921	5,488,047	257,370	5,722,598
Bond Interest and Redemption	666,010	959,588	719,300	906,298
Special Reserve - Capital Outlay	256,739	589,155	298,405	547,489
Capital Facilities	260,461	152,955	1,800	411,616
<b>Total</b>	<b>\$ 9,817,525</b>	<b>\$ 36,976,745</b>	<b>\$ 28,947,417</b>	<b>\$ 17,846,853</b>

The primary reasons for these changes are:

- The General Fund is our primary operating fund. The Fund balance increased by \$1,283,878. This increase is primarily due to one-time money allocated in 2015-2016 that was not totally expended, increasing the ending fund balance by \$737,568 as well as unspent Educator Effectiveness and an increase in Fund 17.
- All other funds increased due to specific reasons. Due to growth, the Charter School is reserving for future facility's needs. We increased Fund 14 and Fund 15 due to the conditions of our LCAP to increase facility repair money and bus replacement savings account. The biggest increase was the Series B bond sale of \$5.5 million, to continue phase II of our High School modernization which increased Fund 21 and Fund 51.

### **General Fund Budgetary Highlights**

Over the course of the year, the District revises its budget as it attempts to deal with unexpected changes in revenues and expenditures. The final amendment to the budget was adopted on September 20, 2016. (A schedule showing the District's original and final budget amounts compared with amounts actually paid and received is provided in our annual report on page 64.)

The District's original projected General Fund Revenues were \$25.2 million; however actual revenues were \$26.5 million. The additional \$1.3 million is comprised of several adjustments including increased LCFF, Federal Deferred Revenue, a one-time mandated costs payment, Clean Energy payment (Prop 39) and an additional \$.7 million STRS on-behalf receipt to meet the new GASB 68 requirement.

Original budget for expenditures were \$23.5 million; however actual expenditures were \$25.3 million. A salary increase to all staff, one time expenditures for one-time revenues received, Educator Effectiveness expenditures, transfers out to other funds and recording of \$.7 million in STRS on-behalf expenditures to meet the new GASB 68 requirements make up most of this difference.

# ESCALON UNIFIED SCHOOL DISTRICT

## MANAGEMENT'S DISCUSSION AND ANALYSIS

JUNE 30, 2016

### *CAPITAL ASSET AND DEBT ADMINISTRATION*

#### **Capital Assets**

At June 30, 2016 and 2015, the District had \$31.9 million and \$32.6 million, respectively, in a broad range of capital assets net of accumulated depreciation, including land, buildings, furniture and equipment. For 2016 this represents a net decrease (including additions, deductions and depreciation) of \$0.7 million, from the prior year.

**Table 5**

(Amounts in millions)

	Capital Assets	
	2016	2015
Land and improvements	\$ 1.3	\$ 1.1
Building and improvements	29.7	30.6
Equipment	0.8	0.9
Work in Progress	0.1	-
<b>Totals</b>	<b>\$ 31.9</b>	<b>\$ 32.6</b>

We present more detailed information regarding our capital assets in Note 4 of the financial statements. As of the writing of this report, the passage of a local Bond Measure B will allow for some site improvements once the Bond issuance is received.

#### **Long-Term Obligations**

At June 30, 2016 and 2015, the District had \$44.8 million and \$35.6 million, respectively, in bonds outstanding. The bonds were issued for construction projects. Long-term obligations consisted of:

**Table 6**

(Amounts in millions)

	Long-Term Obligations	
	2016	2015
General obligation bonds	\$ 22.0	\$ 16.7
Bond Premium net of amortization	0.6	0.4
Net OPEB obligation	1.4	1.1
Other	0.1	0.1
Net Pension Liability	20.7	17.3
<b>Totals</b>	<b>\$ 44.8</b>	<b>\$ 35.6</b>

We present more detailed information regarding our long-term obligations in Note 7 of the financial statements.

# ESCALON UNIFIED SCHOOL DISTRICT

## MANAGEMENT'S DISCUSSION AND ANALYSIS

JUNE 30, 2016

---

---

### *SIGNIFICANT ACCOMPLISHMENTS OF FISCAL YEAR 2015-2016 ARE NOTED BELOW:*

- Due to the passage of Measure B, Series B enables phase II of Escalon High School modernization
- Supplemental funding provided additional services to the District's students.
- EUSD's primary income source for the general fund is now the Local Control Funding Formula. In conjunction with the District Local Control Accountability Plan our budget reflects the District's goals and learning objectives. The LCFF accounts for 81% of our budget, while the Federal, State and Local account for 4%, 12% and 3% respectively in the general fund

### *ECONOMIC FACTORS AND NEXT YEAR'S BUDGET AND RATES*

The District used the following assumptions in constructing the 2016/17 fiscal year budget. The information provided below is current as of July 1, 2016.

#### Local Control Fund Formula (LCFF)

The Local Control Funding Formula (LCFF) is the new finance system for K-12 education. The LCFF provides base, supplemental, and concentration grants in place of most previously existing funding sources, including revenue limits and most state categorical programs. As part of the LCFF, the district will be required to develop, adopt, and annually update three-year Local Control and Accountability Plan (LCAP) using a template adopted by the California State Board of Education.

The key assumptions in our revenue forecast at budget were:

- LCFF was forecasted using 2015-2016 P2 with an estimated decrease of 51 ADA. LCFF is now calculated based on grade level. Supplemental funding is based on the percentage of our neediest students.
- Interest remained level in all funds.
- One time payments and Educator Effectiveness revenues were removed.

The key assumptions in our expenditure forecast at budget were:

- All expenditures were based on prior year spending with adding additional costs for insurance, utilities and fuel.
- Increase to STRS due to new regulations
- Added some supplemental positions and expenditures to meet our new supplemental spending requirements.

**ESCALON UNIFIED SCHOOL DISTRICT**

**MANAGEMENT'S DISCUSSION AND ANALYSIS**

**JUNE 30, 2016**

---

---

***CONTACTING THE DISTRICT'S FINANCIAL MANAGEMENT***

This financial report is designed to provide our citizens, taxpayers, students, and investors and creditors with a general overview of the District's finances and to show the District's accountability for the money it receives. If you have questions about this report or need any additional financial information, contact the District's Financial Management, at Escalon Unified School District, 1520 Yosemite, Escalon, California, 95230, or email at [krobinson@sjcoe.net](mailto:krobinson@sjcoe.net).

# ESCALON UNIFIED SCHOOL DISTRICT

## STATEMENT OF NET POSITION JUNE 30, 2016

	<u>Governmental Activities</u>
<b>ASSETS</b>	
Deposits and investments	\$ 17,492,282
Receivables	813,130
Stores inventories	15,821
Capital assets not depreciated	51,168,678
Accumulated depreciation of capital assets	(19,233,170)
<b>Total Assets</b>	<u>50,256,741</u>
<b>DEFERRED OUTFLOWS OF RESOURCES</b>	
Deferred outflows related to pensions	2,338,256
<b>Total Deferred Outflows of Resources</b>	<u>2,338,256</u>
<b>LIABILITIES</b>	
Accounts payable	393,603
Interest payable	105,794
Current portion of long-term obligations	186,663
Noncurrent portion of long-term obligations	44,653,200
<b>Total Liabilities</b>	<u>45,339,260</u>
<b>DEFERRED INFLOWS OF RESOURCES</b>	
Deferred inflows related to pensions	2,024,645
<b>To Deferred Inflow of Resources</b>	<u>2,024,645</u>
<b>NET POSITION</b>	
Invested in capital assets, net of related debt	9,361,504
Restricted for:	
Debt service	906,298
Educational programs	519,780
Capital projects	6,681,703
Other activities	991,402
Self Insurance	80,777
Unrestricted	(13,310,372)
<b>Total Net Position</b>	<u>\$ 5,231,092</u>

The accompanying notes are an integral part of these financial statements.

**ESCALON UNIFIED SCHOOL DISTRICT**

**STATEMENT OF ACTIVITIES  
FOR THE YEAR ENDED JUNE 30, 2016**

Functions/Programs	Expenses	Program Revenues			Net (Expenses)
		Charges for Services and Sales	Operating Grants and Contributions	Capital Grants and Contributions	Revenues and Changes in Net Position
					Governmental Activities
<b>Governmental Activities:</b>					
Instruction	\$ 17,381,507	\$ 84,621	\$ 2,210,345	\$ -	\$ (15,086,541)
Instruction-related activities:					
Supervision of instruction	506,201	-	198,684	-	(307,517)
Instructional library, media, and technology	424,121	-	-	-	(424,121)
School site administration	1,907,961	-	60,683	-	(1,847,278)
Pupil services:					
Home-to-school transportation	1,042,460	12,738	1,790	-	(1,027,932)
Food services	979,300	231,389	714,116	-	(33,795)
All other pupil services	915,351	-	206,033	-	(709,318)
Administration:					
Data processing	179,417	-	-	-	(179,417)
All other administration	1,259,893	11,519	94,511	-	(1,153,863)
Plant services	2,872,243	24,496	5,060	-	(2,842,687)
Enterprise services	25,471	2,163	-	-	(23,308)
Interest on long-term obligations	646,260	-	-	-	(646,260)
Other outgo	601,136	223,985	304	-	(376,847)
<b>Total Governmental Activities</b>	<b>\$ 28,741,321</b>	<b>\$ 590,911</b>	<b>\$ 3,491,526</b>	<b>\$ -</b>	<b>(24,658,884)</b>
General revenues and subventions:					
					6,068,456
					780,204
					18,940,684
					45,608
					59,309
					200,409
					177,527
					<u>26,272,197</u>
					<b>Change in Net Position</b>
					1,613,313
					<u>3,617,779</u>
					<u>\$ 5,231,092</u>

The accompanying notes are an integral part of these financial statements.



[PAGE INTENTIONALLY LEFT BLANK]

**ESCALON UNIFIED SCHOOL DISTRICT**

**GOVERNMENTAL FUNDS – BALANCE SHEET  
JUNE 30, 2016**

	<b>General Fund</b>	<b>Building Fund</b>	<b>Special Reserve For Capital Outlay Fund</b>
<b>ASSETS</b>			
Deposits and investments	\$ 8,468,328	\$ 5,762,812	\$ 638,421
Receivables	671,828	8,373	873
Due from other funds	1,101	-	-
Prepaid expenditures	-	-	-
Stores inventories	-	-	-
<b>Total Assets</b>	<b>9,141,257</b>	<b>5,771,185</b>	<b>639,294</b>
<b>LIABILITIES AND FUND BALANCES</b>			
<b>Liabilities:</b>			
Accounts payable	297,954	-	91,805
Due to other funds	350,000	48,587	-
Unearned revenue	-	-	-
<b>Total Liabilities</b>	<b>647,954</b>	<b>48,587</b>	<b>91,805</b>
<b>Fund Balances:</b>			
Nonspendable	16,000	-	-
Restricted	497,261	5,722,598	547,489
Committed	-	-	-
Assigned	7,221,876	-	-
Unassigned	758,166	-	-
<b>Total Fund Balance</b>	<b>8,493,303</b>	<b>5,722,598</b>	<b>547,489</b>
<b>Total Liabilities and Fund Balances</b>	<b>\$ 9,141,257</b>	<b>\$ 5,771,185</b>	<b>\$ 639,294</b>

*The accompanying notes are an integral part of these financial statements.*

<b>Non-Major Governmental Funds</b>	<b>Total Governmental Funds</b>
\$ 2,542,049	\$ 17,411,610
131,951	813,025
398,587	399,688
-	-
15,821	15,821
<u>3,088,408</u>	<u>18,640,144</u>
3,844	393,603
1,101	399,688
-	-
<u>4,945</u>	<u>793,291</u>
15,821	31,821
1,653,706	8,421,054
-	-
1,413,936	8,635,812
-	758,166
<u>3,083,463</u>	<u>17,846,853</u>
<u>\$ 3,088,408</u>	<u>\$ 18,640,144</u>

**ESCALON UNIFIED SCHOOL DISTRICT**

**RECONCILIATION OF THE GOVERNMENTAL FUNDS BALANCE SHEET  
TO THE STATEMENT OF NET POSITION  
JUNE 30, 2016**

<b>Total Fund Balance - Governmental Funds</b>		<b>\$ 17,846,853</b>
<b>Amounts Reported for Governmental Activities in the Statement of Net Assets are Different Because:</b>		
Capital assets used in governmental activities are not financial resources and, therefore, are not reported as assets in governmental funds.		
The cost of capital assets is	\$ 51,168,678	
Accumulated depreciation is	<u>(19,233,170)</u>	
Net Capital Assets		31,935,508
In governmental funds, unmatured interest on long-term obligations is recognized in the period when it is due. On the government-wide statements unmatured interest on long-term obligations is recognized when it is incurred.		(105,794)
An internal service fund is used by the District's management to charge the costs of the proprietary and liability insurance programs to the individual funds. The assets and liabilities of the internal service fund are included with governmental activities.		80,777
Expenditures relating to contributions made to pension plans were recognized on the modified accrual basis, but are not recognized on the accrual basis.		2,338,256
The difference between projected and actual pension plan investments earnings are not recognized on the modified accrual basis, but are recognized on the accrual basis as an adjustment to pension expense.		(2,024,645)
Long-term liabilities, including bonds payable, are not due and payable in the current period, and therefore, are not reported as liabilities in the funds.		
Long-term liabilities at year end consist of:		
Bonds payable	22,033,238	
Premium on bonds payable	562,364	
Discount on bonds payable	(21,598)	
Compensated absences (vacations)	127,302	
Net pension liability	20,724,322	
Net OPEB obligation	<u>1,414,235</u>	
Total Long-Term Obligations		(44,839,863)
<b>Total Net Position - Governmental Activities</b>		<b><u>\$ 5,231,092</u></b>

[PAGE INTENTIONALLY LEFT BLANK]

**ESCALON UNIFIED SCHOOL DISTRICT**

**GOVERNMENTAL FUNDS  
STATEMENT OF REVENUES, EXPENDITURES, AND CHANGES IN FUND BALANCE  
FOR THE YEAR ENDED JUNE 30, 2016**

	<b>General Fund</b>	<b>Building Fund</b>	<b>Special Reserve For Capital Outlay Fund</b>
<b>REVENUES</b>			
LCFF sources	\$ 21,279,300	\$ -	\$ -
Federal sources	939,654	-	-
Other State sources	3,165,211	-	-
Other local sources	1,073,940	18,047	1,828
<b>Total Revenues</b>	<b>26,458,105</b>	<b>18,047</b>	<b>1,828</b>
<b>EXPENDITURES</b>			
Current			
Instruction	15,357,217	-	-
Instruction-related activities:			
Supervision of instruction	498,307	-	-
Instructional library, media and technology	390,751	-	-
School site administration	1,721,776	-	-
Pupil services:			
Home-to-school transportation	979,730	-	-
Food services	-	-	-
All other pupil services	846,094	-	-
Administration:			
All other administration	1,171,759	-	-
Data processing services	208,242	-	-
Plant services	2,577,616	-	93,712
Facility acquisition and construction	26,296	53,825	204,693
Other outgo	390,778	20,715	-
Enterprise services	11,334	-	-
Debt service			
Principal	-	-	-
Interest and other	-	182,830	-
<b>Total Expenditures</b>	<b>24,179,900</b>	<b>257,370</b>	<b>298,405</b>
<b>Excess (Deficiency) of Revenues Over Expenditures</b>	<b>2,278,205</b>	<b>(239,323)</b>	<b>(296,577)</b>
<b>Other Financing Sources (Uses)</b>			
Transfers in	-	-	587,327
Other sources	-	5,470,000	-
Transfers out	(994,327)	-	-
<b>Net Financing Sources (Uses)</b>	<b>(994,327)</b>	<b>5,470,000</b>	<b>587,327</b>
<b>NET CHANGE IN FUND BALANCES</b>	<b>1,283,878</b>	<b>5,230,677</b>	<b>290,750</b>
<b>Fund Balance - Beginning</b>	<b>7,209,425</b>	<b>491,921</b>	<b>256,739</b>
<b>Fund Balance - Ending</b>	<b>\$ 8,493,303</b>	<b>\$ 5,722,598</b>	<b>\$ 547,489</b>

<b>Non-Major Governmental Funds</b>		<b>Total Governmental Funds</b>	
\$	1,744,690	\$	23,023,990
	698,267		1,637,921
	234,957		3,400,168
	1,185,997		2,279,812
	<u>3,863,911</u>		<u>30,341,891</u>
	1,027,787		16,385,004
	6,339		-
	-		504,646
	187,303		-
	-		390,751
	954,477		1,909,079
	11,218		979,730
	-		954,477
	58,775		857,312
	-		-
	186,197		1,230,534
	55,288		208,242
	-		2,857,525
	8,931		340,102
	327,268		411,493
	393,832		20,265
	<u>3,217,415</u>		-
	646,496		327,268
	400,000		576,662
	177,527		<u>27,953,090</u>
	-		2,388,801
	<u>577,527</u>		987,327
	1,224,023		5,647,527
	1,859,440		(994,327)
\$	<u>3,083,463</u>	\$	<u>5,640,527</u>
			8,029,328
			9,817,525
			<u>17,846,853</u>

**ESCALON UNIFIED SCHOOL DISTRICT**

**RECONCILIATION OF THE GOVERNMENTAL FUNDS STATEMENT OF REVENUES, EXPENDITURES, AND CHANGES IN FUND BALANCES TO THE STATEMENT OF ACTIVITIES FOR THE YEAR ENDED JUNE 30, 2016**

---

<b>Total Net Change in Fund Balances - Governmental Funds</b>	<b>\$ 8,029,328</b>
<b>Amounts Reported for Governmental Activities in the Statement of Activities are Different Because:</b>	
Capital outlays to purchase or build capital assets are reported in governmental funds as expenditures; however, for governmental activities, those costs are shown in the statement of net position and allocated over their estimated useful lives as annual depreciation expenses in the statement of activities.	
This is the amount by which capital outlays exceeds depreciation in the period.	
Depreciation expense	\$ (1,034,908)
Capital outlays	<u>359,295</u>
Net Expense Adjustment	(675,613)
Increases in the liability for other postemployment benefits (OPEB) are not recorded as expenditures in governmental funds because they are not expected to be liquidated with current financial resources. Decreases to the liability are reported as expenditures in governmental funds, however, the payments reduce the long-term liability in the statement of net position.	(296,128)
In the statement of activities, certain operating expenses, such as compensated absences (vacations) are measured by the amounts earned during the year. In the governmental funds, however, expenditures for these items are measured by the amount of financial resources used (essentially, the amounts actually paid).	(18,711)
Bond discounts are expensed in the governmental funds in the year bonds are issued, but are recorded as a long-term liability and amortized over the term of the bonds, in the statement of net position.	(1,963)
Bond premiums are revenue in the governmental funds in the year bonds are issued, but are recorded as a long-term liability and amortized over the term of the bonds, in the statement of net position.	18,892
Payment of principal on long-term liabilities is an expenditure in the governmental funds, but it reduces long-term liabilities in the statement of net position and does not affect the statement of activities.	131,177

*The accompanying notes are an integral part of these financial statements.*



**ESCALON UNIFIED SCHOOL DISTRICT**

**RECONCILIATION OF THE GOVERNMENTAL FUNDS STATEMENT OF  
REVENUES, EXPENDITURES, AND CHANGES IN FUND BALANCES  
TO THE STATEMENT OF ACTIVITIES (CONTINUED)  
FOR THE YEAR ENDED JUNE 30, 2016**

---

---

Accreted interest on capital appreciation bonds is accrued as long-term debt in the government-wide financials, increasing expense.	(50,314)
Proceeds from debt provided current financial resources to governmental funds. However, issuing debt increases long-term liabilities in the statement of net position. This amount is the net effect of proceeds and issuance costs.	(5,645,540)
Interest on long-term obligations is recorded as an expenditure in the funds when it is due; however, in the statement of activities, interest expense is recognized as the interest accrues, regardless of when it is due. This is the net change in interest expense.	(24,752)
An internal service fund is used by the District's management to charge the costs of the property and liability insurance program to the individual funds. The net revenue of the internal service fund is reported with governmental activities.	7,522
In the governmental funds, pension costs are based on employer contributions made to pension plans during the year, However, in the Statement of Activities, pension expense is the net effect of all changes in the deferred outflows, deferred inflows and net pension liability during the year.	<u>139,415</u>
<b>Change in Net Position of Governmental Activities</b>	<u><u>\$ 1,613,313</u></u>

*The accompanying notes are an integral part of these financial statements.*

**ESCALON UNIFIED SCHOOL DISTRICT**

**PROPRIETARY FUND  
STATEMENT OF NET POSITION  
JUNE 30, 2016**

---

---

	<b>Governmental Activities - Internal Service Fund</b>
<b>ASSETS</b>	
<b>Current Assets</b>	
Deposits and investments	\$ 80,672
Receivables	105
Due From Other Funds	-
<b>Total Current Assets</b>	<u>80,777</u>
<b>LIABILITIES</b>	
<b>Current Liabilities</b>	
Accounts Payable	-
<b>Total Current Liabilities</b>	<u>-</u>
<b>NET POSITION</b>	
Unrestricted	80,777
<b>Total Net Position</b>	<u>\$ 80,777</u>

*The accompanying notes are an integral part of these financial statements.*

**ESCALON UNIFIED SCHOOL DISTRICT**

**PROPRIETARY FUND  
STATEMENT OF REVENUES, EXPENSES, AND CHANGES  
IN FUND NET POSITION  
FOR THE YEAR ENDED JUNE 30, 2016**

	<b>Governmental Activities - Internal Service Fund</b>
<b>OPERATING REVENUES</b>	
Local and intermediate sources	\$ 5,371
<b>Total Operating Revenues</b>	<u>5,371</u>
<b>OPERATING EXPENSES</b>	
Other operating costs	\$ 5,221
Transfers out	-
<b>Total Operating Expenses</b>	<u>5,221</u>
<b>Operating Income (Loss)</b>	<u>150</u>
<b>NONOPERATING REVENUES (EXPENSES)</b>	
Interest income	372
Transfers in	7,000
<b>Total Nonoperating Revenues (Expenses)</b>	<u>7,372</u>
<b>Income (Loss) Before Capital Contributions</b>	<u>7,522</u>
<b>Change in Net Position</b>	7,522
<b>Total Net Position - Beginning</b>	73,255
<b>Total Net Position - Ending</b>	<u>\$ 80,777</u>

*The accompanying notes are an integral part of these financial statements.*

**ESCALON UNIFIED SCHOOL DISTRICT**

**PROPRIETARY FUND  
STATEMENT OF CASH FLOWS  
FOR THE YEAR ENDED JUNE 30, 2016**

---

---

	<b>Governmental Activities - Internal Service Fund</b>
<b>CASH FLOWS FROM OPERATING ACTIVITIES</b>	
Cash from local revenue	\$ 5,371
Cash payments to suppliers for goods and services	(5,269)
Transfers in	7,000
Net Cash Used by Operating Activities	<u>7,102</u>
<b>CASH FLOWS FROM INVESTING ACTIVITIES</b>	
Interest on investments	<u>372</u>
Net Increase in Cash and Cash Equivalents	7,474
Cash and cash equivalents - Beginning	73,198
Cash and cash equivalents - Ending	<u>\$ 80,672</u>
<b>RECONCILIATION OF OPERATING INCOME (LOSS) TO NET CASH PROVIDED (USED) BY OPERATING ACTIVITIES</b>	
Operating income	\$ 7,144
Change in operating assets and liabilities:	
Accounts receivable	(42)
<b>NET CASH PROVIDED BY OPERATING ACTIVITIES</b>	<u>\$ 7,102</u>

*The accompanying notes are an integral part of these financial statements.*

**ESCALON UNIFIED SCHOOL DISTRICT**

**FIDUCIARY FUND  
STATEMENT OF NET POSITION  
JUNE 30, 2016**

---

---

	<u>Agency Funds</u>
<b>ASSETS</b>	
Deposits and investments	\$ 667,337
<b>Total Assets</b>	<u>667,337</u>
<b>LIABILITIES</b>	
Due to student groups	667,337
<b>Total Liabilities</b>	<u>\$ 667,337</u>

*The accompanying notes are an integral part of these financial statements.*

# ESCALON UNIFIED SCHOOL DISTRICT

## NOTES TO FINANCIAL STATEMENTS

JUNE 30, 2016

---

---

### NOTE 1 – SUMMARY OF SIGNIFICANT ACCOUNTING POLICIES

#### Financial Reporting Entity

The Escalon Unified School District was unified on July 1, 1967 under the laws of the State of California. The District operates under a locally elected five-member Board form of government and provides educational services to grades kindergarten through twelve as mandated by the State and/or Federal agencies. The District operates four elementary, one middle school, one high school, one continuation school and one charter school.

A reporting entity is comprised of the primary government, component units, and other organizations that are included to ensure the financial statements are not misleading. The primary government of the District consists of all funds, departments, boards, and agencies that are not legally separate from the District. For Escalon Unified School District, this includes general operations, food service, and student related activities of the District.

#### Component Units

Component units are legally separate organizations for which the District is financially accountable. Component units may also include organizations that are fiscally dependent on the District, in that the District approves their budget, the issuance of their debt or the levying of their taxes. In addition, component units are other legally separate organizations for which the District is not financially accountable but the nature and significance of the organization's relationship with the District is such that exclusion would cause the District's financial statements to be misleading or incomplete. The District's component units include Escalon Charter Academy. For financial reporting purposes, the component units have a financial and operational relationship which meets the reporting entity definition criteria of the Governmental Accounting Standards Board (GASB) Statement No. 14, *The Financial Reporting Entity*, and thus are included in the financial statements of the District.

#### Other Related Entities

**Public Entity Risk Pools and Joint Powers Authorities** The District is associated with three public entity risk pools and one joint powers authorities. These organizations do not meet the criteria for inclusion as component units of the District. Additional information is presented in Note 13 to the financial statements. These organizations are:

San Joaquin County Schools Workers' Compensation Insurance Group  
San Joaquin County Schools Property and Liability Insurance Group  
San Joaquin County Schools Data Processing Group  
San Joaquin County Schools Payroll Service

#### Basis of Presentation

The accounting system is organized and operated on a fund basis. A fund is defined as a fiscal and accounting entity with a self-balancing set of accounts, which are segregated for the purpose of carrying on specific activities or attaining certain objectives in accordance with special regulations, restrictions, or limitations. The District's funds are grouped into three broad range fund categories: governmental, proprietary, and fiduciary.

# ESCALON UNIFIED SCHOOL DISTRICT

## NOTES TO FINANCIAL STATEMENTS

JUNE 30, 2016

---

---

**Governmental Funds** Governmental funds are those through which most governmental functions typically are financed. Governmental fund reporting focuses on the sources, uses, and balances of current financial resources. Expendable assets are assigned to the various governmental funds according to the purposes for which they may or must be used. Current liabilities are assigned to the fund from which they will be paid. The difference between governmental fund assets and liabilities is reported as fund balance. The following are the District's major and non-major governmental funds.

### Major Governmental Funds

**General Fund** The General Fund is the chief operating fund for all Districts. It is used to account for the ordinary operations of a District. All transactions except those required or permitted by law to be in another fund are accounted for in this fund.

One fund currently defined as a special revenue fund in the California State Accounting Manual (CSAM) does not meet the GASB Statement No. 54 special revenue fund definition. Specifically, Fund 17, Special Reserve Fund for Other Than Capital Outlay Projects, is not substantially composed of restricted or committed revenue sources. While this fund is authorized by statute and will remain open for internal reporting purposes, this fund functions effectively as an extension of General Fund, and accordingly has been combined with the General Fund for presentation in these audited financial statements.

**Capital Project Funds** The Capital Project Funds are established to account for financial resources to be used for the acquisition or construction of major capital facilities (other than those financed by proprietary funds and trust funds). The District maintains the following capital project funds:

**Building Fund** The Building Fund exists primarily to account separately for proceeds from the sale of bonds (Education Code Section 15146) and may not be used for any purpose other than those for which the bonds were issued.

**Special Reserve Capital Outlay Fund** The Special Reserve Fund is used to account for funds set up for Board designated construction projects.

### Non-Major Governmental Funds

**Special Revenue Funds** The Special Revenue Funds are established to account for the proceeds from specific revenue sources (other than trusts or for major capital projects) that are restricted to the financing of particular activities. The District maintains the following special revenue funds:

**Charter School Fund** This Special Revenue Funds may be used by authorizing districts to account separately for the activities of district-operated charter schools that would otherwise be reported in the authorizing district's General Fund.

**Cafeteria Fund** The Cafeteria Fund is used to account separately for Federal, State and local resources to operate the food service program (Education Code Sections 38090-38093) and is used only for those expenditures authorized by the governing board as necessary for the operation of the District's food service program (Education Code Sections 38091 and 38100).

# ESCALON UNIFIED SCHOOL DISTRICT

## NOTES TO FINANCIAL STATEMENTS

JUNE 30, 2016

---

---

**Deferred Maintenance Fund** The Deferred Maintenance Fund is used to account separately for State apportionments and the District's contributions for deferred maintenance purposes (Education Code Sections 17582-17587) and for items of maintenance approved by the State Allocation Board.

**Pupil Transportation Equipment Fund** The Pupil Transportation Fund is used to account separately for State and local revenues specifically for the acquisition, rehabilitation, or replacement of equipment used to transport students (Educational Code Section 41852[b]).

**Capital Project Funds** The Capital Project Funds are established to account for financial resources to be used for the acquisition or construction of major capital facilities (other than those financed by proprietary funds and trust funds). The District maintains the following capital project fund:

**Capital Facilities Fund** The Capital Facilities Fund is used to account for resources received from developer impact fees assessed under provisions of the California Environmental Quality Act (CEQA).

**Debt Service Funds** The Debt Service Funds are established to account for the accumulation of resources for and the payment of principal and interest on general long-term debt.

**Bond Interest and Redemption Fund** The Bond Interest and Redemption Fund is used for the payment of bonds issued for a District (Education Code Sections 15125-15262).

**Proprietary Funds** Proprietary fund reporting focuses on the determination of operating income, changes in net assets, financial position, and cash flows. The District applies all GASB pronouncements, as well as the Financial Accounting Standards Board pronouncements issued on or before November 30, 1989, unless those pronouncements conflict with or contradict GASB pronouncements. Proprietary funds are classified as enterprise or internal service. The District has the following proprietary fund:

**Internal Service Fund** Internal service funds may be used to account for any activity for which goods or services are provided to other funds of the District in return for a fee to cover the cost of operations. The District operates a property and liability self-insurance fund that is accounted for in an internal service fund.

**Fiduciary Funds** Fiduciary funds are used to account for assets held in trustee or agent capacity for others that cannot be used to support the District's own programs. The fiduciary fund category is split into four classifications: pension trust funds, investment trust funds, private-purpose trust funds, and agency funds. The key distinction between trust and agency is that trust funds are subject to a trust agreement that affects the degree of management involvement and the length of time that the resources are held.

**Agency Fund** Agency funds are custodial in nature (assets equal liabilities) and do not involve measurement of result of operations. The District's agency fund accounts for student body activities (ASB).



# ESCALON UNIFIED SCHOOL DISTRICT

## NOTES TO FINANCIAL STATEMENTS

JUNE 30, 2016

---

---

### Basis of Accounting – Measurement Focus

**Government-Wide Financial Statements** The government-wide financial statements (i.e., the statement of net position and the statement of activities) report information on all of the nonfiduciary activities of the District and its component units.

The government-wide statements are prepared using the economic resources measurement focus. This is the same approach used in the preparation of the fiduciary fund financial statements but differs from the manner in which governmental fund financial statements are prepared. Governmental fund financial statements, therefore, include a reconciliation with brief explanations to better identify the relationship between the government-wide statements and the statements for the governmental funds.

The government-wide statement of activities presents a comparison between direct expenses and program revenues for each function or program of the District's governmental activities. Direct expenses are those that are specifically associated with a service, program or department and are therefore clearly identifiable to a particular function. The District does not allocate indirect expenses to functions in the statement of activities. Program revenues include charges paid by the recipients of goods or services offered by a program, as well as grants and contributions that are restricted to meeting the operational or capital requirements of a particular program. Revenues which are not classified as program revenues are presented as general revenues of the District, with certain exceptions. The comparison of direct expenses with program revenues identified the extent to which each governmental function is self-financing or draws from the general revenues of the District.

Net position should be reported as restricted when constraints placed on net assets use are either externally imposed by creditors (such as through debt covenants), grantors, contributors, or laws or regulations of other governments or imposed by law through constitutional provisions or enabling legislation. The net position restricted for other activities result from special revenue funds and the restrictions on their net assets use.

**Fund Financial Statements** Fund financial statements report detailed information about the District. The focus of governmental and proprietary fund financial statements is on major funds rather than reporting funds by type. Each major fund is presented in a separate column. Non-major funds are aggregated and presented in a single column. The internal service fund is presented in a single column on the face of the proprietary fund statements.

**Governmental Funds** All governmental funds are accounted for using the flow of current financial resources measurement focus and the modified accrual basis of accounting. With this measurement focus, only current assets and current liabilities generally are included on the balance sheet. The statement of revenues, expenditures, and changes in fund balance reports on the sources (revenues and other finances sources) and uses (expenditures and other financing uses) or current financial resources. This approach differs from the manner in which the governmental activities of the government-wide financial statements are prepared. Governmental fund financial statements, therefore, include reconciliations with brief explanations to better identify the relationship between the government-wide financial statements, prepared using the economic resources measurement focus and the accrual basis of accounting, and the governmental fund financial statements, prepared using the flow of current financial resources measurement focus and the modified accrual basis of accounting.

# ESCALON UNIFIED SCHOOL DISTRICT

## NOTES TO FINANCIAL STATEMENTS

JUNE 30, 2016

---

---

**Proprietary Funds** Proprietary funds are accounted for using the flow of economic resources measurement focus and the accrual basis of accounting. All assets and all liabilities associated with the operation of this fund are included in the statement of net assets. The statement of changes in fund net assets presents increases (revenues) and decreases (expenses) in net total assets. The statement of cash flows provides information about how the District finances and meets the cash flow needs of its proprietary fund.

**Fiduciary Funds** Fiduciary funds are accounted for using the flow of economic resources measurement focus and the accrual basis of accounting. Fiduciary funds are excluded from the government-wide financial statements because they do not represent resources of the District.

**Revenues – Exchange and Non-Exchange Transactions** Revenue resulting from exchange transactions, in which each party gives and receives essentially equal value, is recorded on the accrual basis when the exchange takes place. On a modified accrual basis, revenue is recorded in the fiscal year in which the resources are measurable and become available. Available means that the resources will be collected within the current fiscal year or are expected to be collected soon enough thereafter, to be used to pay liabilities of the current fiscal year. Generally, available is defined as collectible within 90 days. However, to achieve comparability of reporting among California districts and so as not to distort normal revenue patterns, with specific respect to reimbursement grants and corrections to State-aid apportionments, the California Department of Education has defined available for districts as collectible within one year. The following revenue sources are considered to be both measurable and available at fiscal year-end: State apportionments, interest, certain gains, and other local sources.

Non-exchange transactions, in which the District receives value without directly giving equal value in return, include property taxes, certain grants, entitlements, and donations. Revenue from property taxes is recognized in the fiscal year in which the taxes are received. Revenue from certain grants, entitlements, and donations is recognized in the fiscal year in which all eligibility requirements have been satisfied. Eligibility requirements include time and purpose restrictions. On a modified accrual basis, revenue from non-exchange transactions must also be available before it can be recognized.

**Unearned Revenue** Unearned revenue arises when potential revenue does not meet both the "measurable" and "available" criteria for recognition in the current period or when resources are received by the District prior to the incurrence of qualifying expenditures. In subsequent periods, when both revenue recognition criteria are met, or when the District has legal claim to the resources, the liability for unearned revenue is removed from the balance sheet and revenue is recognized.

Certain grants received before the eligibility requirements are met are recorded as unearned revenue. On the governmental fund financial statements, receivables that will not be collected within the available period are also recorded as unearned revenue.

**Expenses/Expenditures** On the accrual basis of accounting, expenses are recognized at the time they are incurred. The measurement focus of governmental fund accounting is on decreases in net financial resources (expenditures) rather than expenses. Expenditures are generally recognized in the accounting period in which the related fund liability is incurred, if measurable. Principal and interest on long-term obligations, which has not matured, are recognized when paid in the governmental funds. Allocations of costs, such as depreciation and amortization, are not recognized in the governmental funds.

# ESCALON UNIFIED SCHOOL DISTRICT

## NOTES TO FINANCIAL STATEMENTS

**JUNE 30, 2016**

---

---

### **Cash and Cash Equivalents**

The District's cash and cash equivalents are considered to be cash on hand, demand deposits, and short-term investments with original maturities of three months or less from the date of acquisition. Cash equivalents also include cash with county treasury balances for purposes of the statement of cash flows.

### **Investments**

Investments held at June 30, 2016, with original maturities greater than one year are stated at fair value. Fair value is estimated based on quoted market prices at year-end. All investments not required to be reported at fair value are stated at cost or amortized cost. Fair values of investments in county investment pool are determined by the program sponsor.

### **Prepaid Expenditures**

Prepaid expenditures (expenses) represent amounts paid in advance of receiving goods or services. The District has the option of reporting an expenditure in governmental funds for prepaid items either when purchased or during the benefit period. The District has chosen to report the expenditures when incurred.

### **Stores Inventory**

Inventories are recorded using the consumption method, in that inventory acquisitions are initially recorded in inventory (asset) accounts, and are charged as expenditures when used. Reported inventories are equally offset by nonspendable fund balance which indicates that these amounts are not "available for appropriation and expenditure" even though they are a component of net current assets. The District's cafeteria inventory valuation is First-in-First-out (FIFO).

### **Capital Assets and Depreciation**

The accounting and reporting treatment applied to the capital assets associated with a fund are determined by its measurement focus. Capital assets are long-lived assets of the District. The District maintains a capitalization threshold of \$5,000. The District does not possess any infrastructure. Improvements are capitalized; the cost of normal maintenance and repairs that do not add to the value of the asset or materially extend an asset's life are not capitalized, but are expensed as incurred.

When purchased, such assets are recorded as expenditures in the governmental funds and capitalized in the government-wide statement of net assets. The valuation basis for capital assets is historical cost, or where historical cost is not available, estimated historical cost based on replacement cost. Donated capital assets are capitalized at estimated fair market value on the date donated.

Capital assets in the proprietary funds are capitalized in the fund in which they are utilized. The valuation basis for proprietary fund capital assets is the same as those used for the capital assets of governmental funds.

Depreciation is computed using the straight-line method. Estimated useful lives of the various classes of depreciable capital assets are as follows: buildings, 20 to 50 years; improvements/infrastructure, 5 to 50 years; equipment, 2 to 15 years.

# ESCALON UNIFIED SCHOOL DISTRICT

## NOTES TO FINANCIAL STATEMENTS

JUNE 30, 2016

---

---

### **Deferred Outflows/Inflows of Resources**

In addition to assets, the statement of financial position also reports deferred outflows of resources. This separate financial statement element represents a consumption of net position that applies to a future period and so will not be recognized as an expense or expenditure until then. The District reports deferred outflows of resources for the unamortized loss on the refunding of general obligation bonds and current year pension contributions.

In addition to liabilities, the statement of financial position reports a separate section for deferred inflows of resources. This separate financial statement element represents an acquisition of net position that applies to a future period and so will not be recognized as revenue until then. The District reports deferred inflows of resources for the difference between actual and expected rate of return on investments specific to the net pension liability.

### **Pensions**

For purposes of measuring the net pension liability and deferred outflows/inflows of resources related to pensions, and pension expense, information about the fiduciary net position of the California State Teachers Retirement System (CalSTRS) and the California Public Employees' Retirement System (CalPERS) plan for Schools (Plans) and additions to/deductions from the Plans' fiduciary net position have been determined on the same basis as they are reported by CalSTRS and CalPERS. For this purpose, benefit payments (including refunds of employee contributions) are recognized when due and payable in accordance with the benefit terms. Member contributions are recognized in the period in which they are earned. Investments are reported at fair value.

### **Interfund Balances (Due to/from)**

In the financial statements, receivables and payables resulting from short-term interfund loans are classified as "interfund receivables/payables". These amounts are eliminated in the governmental and business-type activities columns of the statement of net assets, except for the net residual amounts due between governmental and business-type activities, which are presented as internal balances.

### **Compensated Absences**

Accumulated unpaid vacation benefits are accrued as a liability as the benefits are earned. The entire compensated absence liability is reported on the government-wide statement of net assets. For governmental funds, the current portion of unpaid compensated absences is recognized upon the occurrence of relevant events such as employee resignations and retirements that occur prior to year-end that have not yet been paid with expendable available financial resources. These amounts are reported in the fund from which the employees who have accumulated leave are paid.

Sick leave is accumulated without limit for each employee at the rate of one day for each month worked. Leave with pay is provided when employees are absent for health reasons; however, the employees do not gain a vested right to accumulated sick leave. Employees are never paid for any sick leave balance at termination of employment or any other time. Therefore, the value of accumulated sick leave is not recognized as a liability in the District's financial statements. However, credit for unused sick leave is applicable to all classified school members who retire after January 1, 1999. At retirement, each member will receive .004 year of service credit for each day of unused sick leave.

# ESCALON UNIFIED SCHOOL DISTRICT

## NOTES TO FINANCIAL STATEMENTS

JUNE 30, 2016

---

---

### **Accrued Liabilities and Long-Term Obligations**

All payables, accrued liabilities, and long-term obligations are reported in the government-wide and proprietary fund financial statements. In general, governmental fund payables and accrued liabilities that, once incurred, are paid in a timely manner and in full from current financial resources are reported as obligations of the governmental funds.

However, claims and judgments, compensated absences, special termination benefits, and contractually required pension contributions that will be paid from government funds are reported as a liability in the governmental fund financial statements only to the extent that they are due for repayment during the current year. Bonds, capital leases, and other long-term obligations are recognized as liabilities in the governmental fund financial statements when due.

### **Premiums and Discounts**

In the government-wide financial statements and in the proprietary fund type financial statements, long-term obligations are reported as liabilities in the applicable governmental activities or proprietary fund statement of net position. Bond premiums and discounts are deferred and amortized over the life of the bonds using the straight-line method.

### **Fund Balance Reporting**

The District reports fund balance within one of the following categories:

*Nonspendable* such as fund balance associated with inventories, prepaids, long-term loans and notes receivable, and property held for resale (unless the proceeds are restricted, committed, or assigned),

*Restricted* fund balance category includes amounts that can be spent only for the specific purposes stipulated by constitution, external resources providers, or through enabling legislation,

*Committed* fund balance classification includes amounts that can be used only for the specific purposes determined by a formal action of the School District Board of Directors (the district's highest level of decision-making authority),

*Assigned* fund balance classification are intended to be used by the government for specific purposes but do not meet the criteria to be classified as restricted or committed, and

*Unassigned* fund balance is the residual classification for the government's general fund and includes all spendable amounts not contained in the other classifications.

*Committed Fund Balance Policy* For funds that are determined to fall within the "Committed Fund Balance" classification, the Governing Board, as the District's highest level of decision-making authority, may commit fund balance for specific purposes pursuant to constraints imposed by formal actions taken, such as a majority vote or resolution. These committed amounts cannot be used for any other purpose unless the Governing Board removes or changes the specific use through the same type of formal action taken to establish the commitment. Governing Board action to commit fund balance needs to occur within the fiscal reporting period, no later than June 30<sup>th</sup>; however, the amount can be determined with the release of the financial statements.

# ESCALON UNIFIED SCHOOL DISTRICT

## NOTES TO FINANCIAL STATEMENTS

**JUNE 30, 2016**

---

---

*Assigned Fund Balance Policy* Amounts that are constrained by the District's intent to be used for specific purposes, but are neither restricted nor committed, should be reported as assigned fund balance. The District delegates the authority to assign amounts to be used for specific purposes to the Chief Business Official for the purpose of reporting these amounts in the financial statements.

*Minimum Fund Balance Policy* The purpose of the District's fund balance policy is to maintain a prudent level of financial resources to protect against reducing service levels because of temporary revenue shortfalls or unpredicted one-time expenditures.

The District has adopted a policy to achieve and maintain unrestricted fund balance in the General Fund of 3 percent of total General Fund expenditures, other uses and transfers out at the close of each fiscal year, consistent with the recommended level promulgated by the State of California.

*Order of Fund Balance Spending Policy* For which amounts in any of the unrestricted fund balance classifications could be used, the District's policy is to apply expenditures in the following order: committed, assigned, and then unassigned.

First, non-spendable fund balances are determined. Then restricted fund balances for specific purposes are determined (not including non-spendable amounts). Then any remaining fund balances amounts for the non-general funds are classified as restricted fund balance.

It is possible for the non-general funds to have negative unassigned fund balance when non-spendable amounts plus the restricted fund balances for specific purposes amounts exceed the positive fund balances for the non-general fund.

### **Net Position**

Net position represents the difference between assets and liabilities. Net position invested in capital assets, net of related debt consists of capital assets, net of accumulated depreciation, is reduced by the outstanding balances of any borrowings used for the acquisition, construction or improvement of those assets. Net position is reported as restricted when there are limitations imposed on their use either through the enabling legislation adopted by the District or through external restrictions imposed by creditors, grantors, or laws or regulations of other governments. The District first applies restricted resources when an expense is incurred for purposes for which both restricted and unrestricted net position is available.

### **Operating Revenues and Expenses**

Operating revenues are those revenues that are generated directly from the primary activity of the proprietary funds. For the District, these revenues include other local sources. Operating expenses are necessary costs incurred to provide the good or service that are the primary activity of the fund. All revenues and expenses not meeting this definition such as interest revenue are reported as non-operating revenues and expenses.

### **Interfund Activity**

Exchange transactions between funds are reported as revenues in the seller funds and as expenditures/expenses in the purchaser funds. Flows of cash or goods from one fund to another without a requirement for repayment are reported as interfund transfers. Interfund transfers are reported as other financing sources/uses in governmental funds and after non-operating revenues/expenses in proprietary funds. Repayments from funds responsible for

# ESCALON UNIFIED SCHOOL DISTRICT

## NOTES TO FINANCIAL STATEMENTS

JUNE 30, 2016

---

---

particular expenditures/expenses to the funds that initially paid for them are not presented in the financial statements.

### Estimates

The preparation of the financial statements in conformity with accounting principles generally accepted in the United States of America requires management to make estimates and assumptions that affect the amounts reported in the financial statements and accompanying notes. Actual results may differ from those estimates.

### Budgetary Data

The budgetary process is prescribed by provisions of the California Education Code and requires the governing board to hold a public hearing and adopt an operating budget no later than July 1<sup>st</sup> of each year. The District governing board satisfied these requirements. The adopted budget is subject to amendment throughout the year to give consideration to unanticipated revenue and expenditures primarily resulting from events unknown at the time of budget adoption with the legal restriction that expenditures cannot exceed appropriations by major object account.

The amounts reported as the original budgeted amounts in the budgetary statements reflect the amounts when the original appropriations were adopted. The amounts reported as the final budgeted amounts in the budgetary statements reflect the amounts after all budget amendments have been accounted for. For purposes of the budget, on behalf payments have not been included as revenue and expenditures as required under generally accepted accounting principles.

### Property Tax

Secured property taxes attach as an enforceable lien on property as of January 1. Taxes are payable in two installments on November 1 and February 1 and become delinquent on December 10 and April 10, respectively. Unsecured property taxes are payable in one installment on or before August 31. The County of San Joaquin bills and collects the taxes on behalf of the District. Local property tax revenues are recorded when received.

### New Accounting Pronouncements

**GASB Statement No. 75** – In June 2015, GASB issued Statement No. 75, *Accounting and Financial Reporting for Postemployment Benefits Other Than Pensions*. This standard's primary objective is to improve accounting and financial reporting by state and local governments for postemployment benefits other than pensions. The Statement is effective for periods beginning after June 15, 2017.

**GASB Statement No. 80** – In January 2016, GASB issued Statement No. 80, *Blending Requirements for Certain Component Units – an Amendment of GASB Statement No. 14*. This standard's primary objective is to improve financial reporting by clarifying the financial statement presentation requirements for certain component units. The Statement is effective for periods beginning after June 15, 2016.

# ESCALON UNIFIED SCHOOL DISTRICT

## NOTES TO FINANCIAL STATEMENTS JUNE 30, 2016

---

---

### NOTE 2 – DEPOSITS AND INVESTMENTS

#### Summary of Deposits and Investments

Deposits and investments as of June 30, 2016, are classified in the accompanying financial statements as follows:

Governmental activities	\$ 17,411,610
Proprietary funds	80,672
Fiduciary funds	667,337
<b>Total Deposits and Investments</b>	<b>\$ 18,159,619</b>

Deposits and investments as of June 30, 2016, consist of the following:

Cash on hand and in banks	\$ 667,337
Cash in revolving accounts	16,000
Investments	17,476,282
<b>Total Deposits and Investments</b>	<b>\$ 18,159,619</b>

#### Policies and Practices

The District is authorized under California Government Code to make direct investments in local agency bonds, notes, or warrants within the State; U.S. Treasury instruments; registered State warrants or treasury notes; securities of the U.S. Government, or its agencies; bankers acceptances; commercial paper; certificates of deposit placed with commercial banks and/or savings and loan companies; repurchase or reverse repurchase agreements; medium term corporate notes; shares of beneficial interest issued by diversified management companies, certificates of participation, obligations with first priority security; and collateralized mortgage obligations.

**Investment in County Treasury** – The District is considered to be an involuntary participant in an external investment pool as the District is required to deposit all receipts and collections of monies with their County Treasurer (Education Code Section 41001). The fair value of the District's investment in the pool is reported in the accounting financial statements at amounts based upon the District's pro-rata share of the fair value provided by the County Treasurer for the entire portfolio (in relation to the amortized cost of that portfolio). The balance available for withdrawal is based on the accounting records maintained by the County Treasurer, which is recorded on the amortized cost basis.



# ESCALON UNIFIED SCHOOL DISTRICT

## NOTES TO FINANCIAL STATEMENTS

JUNE 30, 2016

---

---

### General Authorizations

Limitations as they relate to interest rate risk, credit risk, and concentration of credit risk are indicated in the schedules below:

Authorized Investment Type	Maximum Remaining Maturity	Maximum Percentage of Portfolio	Maximum Investment in One Issuer
Local Agency Bonds, Notes, Warrants	5 years	None	None
Registered State Bonds, Notes, Warrants	5 years	None	None
U.S. Treasury Obligations	5 years	None	None
U.S. Agency Securities	5 years	None	None
Banker's Acceptance	180 days	40%	30%
Commercial Paper	270 days	25%	10%
Negotiable Certificates of Deposit	5 years	30%	None
Repurchase Agreements	1 year	None	None
Reverse Repurchase Agreements	92 days	20% of base	None
Medium-Term Corporate Notes	5 years	30%	None
Mutual Funds	N/A	20%	10%
Money Market Mutual Funds	N/A	20%	10%
Mortgage Pass-Through Securities	5 years	20%	None
County Pooled Investment Fund	N/A	None	None
Local Agency Investment Fund (LAIF)	N/A	None	None
Joint Powers Authority Pools	N/A	None	None

### Authorized Under Debt Agreements

Investments of debt proceeds held by bond trustees are governed by provisions of the debt agreements, rather than the general provisions of the California Government Code. These provisions allow for the acquisition of investment agreements with maturities of up to 30 years.

### Interest Rate Risk

Interest rate risk is the risk that changes in market interest rates will adversely affect the fair value of an investment. Generally, the longer the maturity of an investment the greater the sensitivity of its fair value to changes in market interest rates. The District does not have a formal investment policy that limits investment maturities as a means of managing its exposure to fair value losses arising from increasing interest rates. The District manages its exposure to interest rate risk by primarily investing in the San Joaquin County Investment Pool.

**ESCALON UNIFIED SCHOOL DISTRICT**

**NOTES TO FINANCIAL STATEMENTS**

**JUNE 30, 2016**

**Weighted Average Maturity**

The District monitors the interest rate risk inherent in its portfolio by measuring the weighted average maturity of its portfolio. Information about the weighted average maturity of the District's portfolio is present in the following schedule:

<u>Investment Type</u>	<u>Fair Value</u>	<u>Days to Maturity</u>
San Joaquin County Investment Pool	\$ 17,511,235	353

**Credit Risk**

Credit risk is the risk that an issuer of an investment will not fulfill its obligation to the holder of the investment. This is measured by the assignment of a rating by a nationally recognized statistical rating organization. Presented below is the minimum rating required by the California Government Code, the District's investment policy, or debt agreements, and the actual rating as of the year-end for each investment type.

<u>Investment Type</u>	<u>Minimum Legal Rating</u>	<u>Rating June 30, 2016</u>	<u>Fair Value</u>
San Joaquin County Investment Pool	Not Required	Unrated	\$ 17,511,235

**Custodial Credit Risk – Deposits**

This is the risk that in the event of a bank failure, the District's deposits may not be returned to it. The District does not have a policy for custodial credit risk for deposits. However, the California Government Code requires that a financial institution secure deposits made by State or local government units by pledging securities in an undivided collateral pool held by a depository regulated under State law (unless so waived by the governmental unit). The market value of the pledged securities in the collateral pool must equal at least 110 percent of the total amount deposited by the public agencies. California law also allows financial institutions to secure public deposits by pledging first trust deed mortgage notes having a value of 150 percent of the secured public deposits and letters of credit issued by the Federal Home Loan Bank of San Francisco having a value of 105 percent of the secured deposits. As of June 30, 2016, the District's bank balance was \$706,538 with a carrying amount of \$683,337.

**ESCALON UNIFIED SCHOOL DISTRICT**

**NOTES TO FINANCIAL STATEMENTS  
JUNE 30, 2016**

**NOTE 3 – RECEIVABLES**

Receivables at June 30, 2016, consisted of intergovernmental grants, entitlements, interest and other local sources. All receivables are considered collectible in full.

	Governmental Funds				Total	Proprietary Funds
	General Fund	Building Funds	Special Reserve Capital Outlay Fund	Non-Major Governmental Funds		
Federal Government						
Categorical aid	\$ 234,751	\$ -	\$ -	\$ 84,029	\$ 318,780	\$ -
State Government						
Apportionment	5,091	-	-	740	5,831	-
Other State	325,368			36,248	361,616	-
Local Government						
Interest	11,169	8,373	873	4,461	24,876	105
Other Local Sources	95,449	-	-	6,473	101,922	-
Total	<u>\$ 671,828</u>	<u>\$ 8,373</u>	<u>\$ 873</u>	<u>\$ 131,951</u>	<u>\$ 813,025</u>	<u>\$ 105</u>

**ESCALON UNIFIED SCHOOL DISTRICT**

**NOTES TO FINANCIAL STATEMENTS  
JUNE 30, 2016**

**NOTE 4 – CAPITAL ASSETS**

Capital asset activity for the fiscal year ended June 30, 2016, was as follows:

	Balance July 1, 2015	Additions	Deductions	Balance June 30, 2016
<b>Governmental Activities</b>				
Capital Assets Not Being Depreciated:				
Land	\$ 581,738	\$ -	\$ -	\$ 581,738
Work in Progress	-	53,825	-	53,825
Total Capital Assets Not Being Depreciated	581,738	53,825	-	635,563
Capital Assets Being Depreciated:				
Land Improvements	2,175,349	259,982	-	2,435,331
Buildings and Improvements	44,286,378	26,296	-	44,312,674
Furniture and Equipment	3,765,918	19,192	-	3,785,110
Total Capital Assets Being Depreciated	50,227,645	305,470	-	50,533,115
Total Capital Assets	50,809,383	359,295	-	51,168,678
Less Accumulated Depreciation:				
Land Improvements	1,644,069	47,334	-	1,691,403
Buildings and Improvements	13,728,668	867,836	-	14,596,504
Furniture and Equipment	2,825,525	119,738	-	2,945,263
Total Accumulated Depreciation	18,198,262	1,034,908	-	19,233,170
Governmental Activities Capital Assets, Net	<u>\$ 32,611,121</u>	<u>\$ (675,613)</u>	<u>\$ -</u>	<u>\$ 31,935,508</u>

Depreciation expense was charged as a direct expense to governmental functions as follows:

<b>Governmental Activities</b>	
Instruction	\$ 772,418
Supervision of instruction	2,868
Instructional library, media and technology	37,317
School site administration	12,836
Home-to-school transportation	123,666
Food services	29,079
All other pupil services	2,126
All other general administration	7,248
Plant services	44,545
Facility acquisition and construction	2,805
Total Depreciation Expenses Governmental Activities	<u>\$ 1,034,908</u>

**ESCALON UNIFIED SCHOOL DISTRICT**

**NOTES TO FINANCIAL STATEMENTS  
JUNE 30, 2016**

**NOTE 5 – INTERFUND TRANSACTIONS**

**Interfund Receivables/Payables (Due To/Due From)**

Interfund receivable and payable balances consisted of amounts as shown in the schedule below:

Due To	Due From			Total
	General Fund	Building Fund	Non-Major Governmental Funds	
General Fund	\$ -	\$ -	\$ 1,101	\$ 1,101
Non-Major Governmental Funds	350,000	48,587	-	398,587
Total	<u>\$ 350,000</u>	<u>\$ 48,587</u>	<u>\$ 1,101</u>	<u>\$ 399,688</u>

**Operating Transfers**

Interfund transfers for the year ended June 30, 2016 consist of the following:

Transfer Out	Transfer In				Total
	General Fund	Special Reserve Capital Outlay Fund	Self-Insurance Fund	Non-Major Fund	
General Fund	\$ -	\$ 587,327	\$ 7,000	\$ 400,000	\$ 994,327
Non-Major Governmental Funds	-	-	-	-	-
	<u>\$ -</u>	<u>\$ 587,327</u>	<u>\$ 7,000</u>	<u>\$ 400,000</u>	<u>\$ 994,327</u>

The General Fund transferred to the Deferred Maintenance Fund for district match and repairs	\$ 200,000
The General Fund transferred to Special Reserver Capital Outlay for partial facility needs.	587,327
The General Fund transferred to the Pupil Transportation Fund for future purchases	200,000
The General Fund transferred to Self-Insurance Fund for premiums	7,000
	<u>\$ 994,327</u>

Interfund transfers are used to (1) move revenues from the fund that statute or budget requires to collect them to the fund that statute or budget requires to expend them, (2) move receipts restricted to debt services from the funds collecting the receipts to the debt service fund as debt services payments become due, and (3) use unrestricted revenues collected in the General Fund to finance various programs accounted for in other funds in accordance with budgetary authorization.

**ESCALON UNIFIED SCHOOL DISTRICT**

**NOTES TO FINANCIAL STATEMENTS  
JUNE 30, 2016**

**NOTE 6 – ACCOUNTS PAYABLE**

Accounts payable at June 30, 2016, consisted of the following:

	General Fund	Special Reserve Capital Outlay Fund	Non-Major Governmental Funds	Total
Apportionment	\$ 48,118	\$ -	\$ -	\$ 48,118
Salaries and benefits	105,107	-	2,929	108,036
Construction	-	-	-	-
Other Liabilities	144,729	91,805	915	237,449
Total	<u>\$ 297,954</u>	<u>\$ 91,805</u>	<u>\$ 3,844</u>	<u>\$ 393,603</u>

**NOTE 7 – LONG-TERM OBLIGATIONS**

**Summary**

The changes in the District's long-term obligations during the year consisted of the following:

	Balance July, 1, 2015	Additions and Adjustments	Deductions	Balance June 30, 2016	Due in One Year
General obligation bonds	\$ 16,644,101	\$ 5,520,314	\$ 131,177	\$ 22,033,238	\$ 173,316
Compensated absences, net	108,591	18,711	-	127,302	-
Net OPEB obligation	1,118,107	472,410	176,282	1,414,235	-
Net Pension Liability	17,335,515	3,388,807	-	20,724,322	-
	<u>35,206,314</u>	<u>9,400,242</u>	<u>307,459</u>	<u>44,299,097</u>	<u>173,316</u>
Bond premium net of amortization	405,716	175,540	18,892	562,364	15,310
GO discount net of amortization	(23,561)	1,963	-	(21,598)	(1,963)
	<u>\$ 35,588,469</u>	<u>\$ 9,577,745</u>	<u>\$ 326,351</u>	<u>\$ 44,839,863</u>	<u>\$ 186,663</u>

Payments on the general obligation bonds are made by the bond interest and redemption fund from local property tax revenues. Payments on the certificates of participation are made by the capital facilities fund. The pupil transportation fund makes payments for the capital leases. The compensated absences are paid for by the funds for which the employees worked. The supplemental retirement is funded through the general fund.

# ESCALON UNIFIED SCHOOL DISTRICT

## NOTES TO FINANCIAL STATEMENTS

**JUNE 30, 2016**

### Bonded Debt

The outstanding general obligation bonded debt is as follows:

Issue Date	Maturity Date	Interest Rate	Original Issue	Bonds Outstanding July 1, 2015	Additions and Interest Accretion	Bonds Redeemed	Bonds Outstanding June 30, 2016
11/3/2015	8/1/2040	2.0-4.0%	\$ 5,470,000	\$ -	\$ 5,470,000	\$ -	\$ 5,470,000
2/14/2013	8/1/2042	4.45-5.13%	9,995,820	9,905,820	-	21,059	9,884,761
8/1/2012	8/1/2027	3.25%	5,890,000	5,840,000	-	-	5,840,000
8/1/2003	8/1/2027	3.0-4.7%	7,499,157	898,281	50,314	110,118	838,477
				<u>\$ 16,644,101</u>	<u>\$ 5,520,314</u>	<u>\$ 131,177</u>	<u>\$ 22,033,238</u>

On December 2, 2015, the District issued General Obligation Bonds Election 2012, Series 2015 B in the amount of \$5,470,000 for the purpose of financing the replacement and upgrading of school facilities to be owned and operated by the District. The bond accrues interest of up to 4.00 percent per annum from the date of issuance and is payable semiannually on February 1 and August 1 of each year, commencing August 1 2016.

On February 14, 2013, the District issued General Obligation Bonds Election 2012, Series 2013A in the amount of \$9,995,820 for the purpose of financing the replacement and upgrading of school facilities to be owned and operated by the District. The issuance was composed of \$4,410,000 Current Interest Bonds and \$5,585,820 Capital Appreciation Bonds. The Current Interest Bonds accrue interest up to a maximum of 3.77 percent per annum from the date of issuance and are payable semiannually on August 1 and February 1 of each year, commencing August 1, 2013. The Capital Appreciation Bonds accrue interest up to a maximum of 5.13 percent per annum from the date of issuance and compound semiannually on August 1 and February 1 of each year commencing August 1, 2015.

On August 1, 2012, the District issued 2012 General Obligation Refunding Bonds in the amount of \$5,890,000 for the purpose of refunding \$5,455,000 of the 2003 General Obligation Bond. The bond accrues interest of 3.25 percent per annum from the date of issuance and is payable semiannually on August 1 and February 1 of each year, commencing February 1, 2013. The bond proceeds remain in escrow until released to pay the 2003 General Obligation Bond in August 2013.

On February 14, 2003, Escalon Unified School District issued Series 2003 of the General Obligation Bonds, Election of 2002 in the amount of \$4,950,000 in current interest bonds, \$2,115,000 in current interest term bonds and \$434,157 in capital appreciation bonds. Interest on the current interest bonds accrues from the date of delivery and is payable semiannually on February 1 and August 1 of each year, commencing February 1, 2004. The capital appreciation bonds accrete interest compounded semiannually on February 1 and August 1 of each year, commencing on August 1, 2003. The proceeds from the sale of the bonds will be used for the construction of a cafeteria, library and performing arts center at Escalon High School and a multi-purpose/gym with performing arts practice rooms for music, band and choir at El Portal Middle School.

# ESCALON UNIFIED SCHOOL DISTRICT

## NOTES TO FINANCIAL STATEMENTS JUNE 30, 2016

### Debt Service to Maturity

The bonds mature through 2028, as follows:

<u>Fiscal Year</u>	<u>Principal</u>	<u>Interest to Maturity</u>	<u>Accreted Interest</u>	<u>Total</u>
2017	173,316	612,816	231,684	1,017,816
2018	447,044	585,800	252,957	1,285,801
2019	551,538	574,350	33,462	1,159,350
2020	551,174	559,406	43,826	1,154,406
2021	594,143	543,394	40,857	1,178,394
2022-2026	3,465,236	2,731,388	84,764	6,281,388
2027-2031	3,278,298	3,706,522	-	6,984,820
2032-2036	3,692,170	3,980,165	1,021,144	8,693,479
2037-2041	5,473,925	1,069,146	3,964,463	10,507,534
2042-2044	3,180,000	162,750	-	3,342,750
Total	<u>\$ 21,406,844</u>	<u>\$ 14,525,737</u>	<u>\$ 5,673,157</u>	<u>\$ 41,605,738</u>
Accretions to date	626,394			
Total	<u>\$ 22,033,238</u>			

### Accumulated Unpaid Employee Vacation

The long-term portion of accumulated unpaid employee vacation for the District at June 30, 2016, amounted to \$127,302.

### Other Postemployment Benefits (OPEB) Obligation

The District implemented GASBS No. 45, *Accounting and Financial Reporting by Employers for Postemployment Benefits Other Than Pensions* during the year ended June 30, 2012. The District's annual OPEB Cost for the year ended June 30, 2016 was \$472,410 and the District made contributions of \$176,282 during the year, which resulted in an OPEB obligation of \$1,414,235. See Note 9 for additional information regarding the OPEB obligation and the postemployment benefit plan.



**ESCALON UNIFIED SCHOOL DISTRICT**

**NOTES TO FINANCIAL STATEMENTS  
JUNE 30, 2016**

**NOTE 8 – FUND BALANCES**

Fund balances with reservations and designations are comprised of the following elements:

	General Fund	Building Fund	Special Reserve for Capital Outlay Fund	Non-Major Governmental Funds	Total
Fund Balances					
Nonspendable:					
Revolving cash	\$ 16,000	\$ -	\$ -	\$ -	\$ 16,000
Stores	-	-	-	15,821	15,821
Prepaid Expenditures	-	-	-	-	-
Restricted for:					
Other fund activities	497,261	5,722,598	547,489	1,653,706	8,421,054
Assigned to:					
Board 7% reserve	1,769,053	-	-	135,808	1,904,861
Textbooks	250,000	-	-	-	250,000
Future charter expansion	-	-	-	615,820	615,820
Technology	52,354	-	-	-	52,354
Prop 30 expiration	3,077,485	-	-	-	3,077,485
Board one-time reserve	435,214	-	-	-	435,214
Other Assignments	1,637,770	-	-	662,308	2,300,078
Unassigned:					
Reserve for Economic Uncertainty	758,166	-	-	-	758,166
<b>Total Fund Balance</b>	<b>\$ 8,493,303</b>	<b>\$ 5,722,598</b>	<b>\$ 547,489</b>	<b>\$ 3,083,463</b>	<b>\$ 17,846,853</b>

**NOTE 9 – POSTEMPLOYMENT HEALTH CARE PLAN AND OTHER POSTEMPLOYMENT BENEFITS (OPEB) OBLIGATION**

The Postemployment Benefit Plan (the "Plan") is a single-employer defined benefit healthcare plan administered by the Escalon Unified School District. The Plan provides medical, dental and vision insurance benefits to eligible retirees and their spouses. The unfunded portion of annual required contributions (net OPEB obligation) is presented in the statement of net assets as a portion of long-term obligations.

**Plan Description**

The Postemployment Benefit Plan (the "Plan") is a single-employer defined benefit healthcare plan administered by the Escalon Unified School District. The Plan provides medical, dental and vision insurance benefits to eligible retirees. Membership of the Plan consists of 26 retirees and beneficiaries and 23 active employees. The unfunded portion of annual required contributions (net OPEB obligation) is presented in the statement of net assets as a portion of long-term obligations.

**ESCALON UNIFIED SCHOOL DISTRICT**

**NOTES TO FINANCIAL STATEMENTS  
JUNE 30, 2016**

	<b>Certificated Management</b>	<b>Certificated</b>	<b>Classified</b>	<b>Classified Management</b>
<b>Benefit Types Provided</b>	Medical, dental and vision	Medical, dental and vision	Medical, dental and vision	Medical, dental and vision
Duration of Benefits	To Age 65	To Age 65	To Age 65	To Age 65
Required Service	10 Years	10 Years	15 Years	15 Years
Minimum Age	55	55	55	55
Dependent Coverage	Yes	Yes	Yes	Yes
District Contribution %	100%	100%	100%	100%
District Cap	\$615 per month	\$700 per month	\$700 per month	\$700 per month

**Contribution Information**

The contribution requirements of plan members and the District are established and may be amended by the District, the District's bargaining units and unrepresented groups. The required contribution is based on projected pay-as-you-go financing requirements, with an additional amount to prefund benefits as determined annually through agreements between the District, the District's bargaining units and unrepresented groups. The District made contributions of \$176,282 and \$182,221 during 2016 and 2015, respectively. The required contribution is based on projected pay-as-you-go financing requirements.

**Annual OPEB Cost and Net OPEB Obligation**

The District's annual other postemployment benefit (OPEB) cost (expense) is calculated based on the annual required contribution of the employer (ARC), an amount actuarially determined in accordance with the parameters of GASB Statement No. 45. The ARC represents a level of funding that, if paid on an ongoing basis, is projected to cover the normal cost each year and the amortization of any unfunded actuarial accrued liabilities (UAAL) (or funding excess) for a period not to exceed thirty years. The following table shows the components of the District's annual OPEB cost for the year, the amount actually contributed to the Plan and changes in the District's net OPEB obligation to the Plan.

Annual required contribution	\$ 416,505
Interest on net OPEB obligation	55,905
Adjustment to annual required contribution	-
Annual OPEB cost (expense)	<u>472,410</u>
Contributions made	<u>(176,282)</u>
Increase in net OPEB obligation	296,128
Net OPEB obligation, beginning of year	<u>1,118,107</u>
Net OPEB obligation, end of year	<u><u>\$ 1,414,235</u></u>

# ESCALON UNIFIED SCHOOL DISTRICT

## NOTES TO FINANCIAL STATEMENTS JUNE 30, 2016

---

---

The annual OPEB cost, the percentage of annual OPEB cost contributed to the Plan and the net OPEB obligation for 2015 was as follows:

Year Ended June 30	Annual OPEB Cost	Percentage Contributed	Net OPEB Obligation
2014	\$ 388,552	58%	\$ 841,736
2015	\$ 500,679	36%	\$ 1,118,107
2016	\$ 472,410	37%	\$ 1,414,235

### Funded Status and Funding Progress

Actuarial valuations of an ongoing plan involve estimates of the value of reported amounts and assumptions about the probability of the occurrence of events far into the future. Examples include assumptions about future employment, mortality and the trend of healthcare costs. Amounts determined regarding the funded status of the Plan and the annual required contributions of the employer are subject to continuous revisions as actual results are compared with past expectation and as new estimates are made concerning future events. The schedule of funding progress, presented as required supplementary information following the notes to the financial statements, presents multi-year trend information regarding whether the actuarial value of plan assets is increasing or decreasing over time relative to the actuarial accrued liabilities for benefits.

### Actuarial Methods and Assumptions

Projections of benefits for financial reporting purposes are based on the "substantive plan" (the plan as understood by the employer and the plan members) and include the types of benefits provided at the time of each valuation along with the historical pattern of the sharing of benefit costs between the employer and plan members to that point. The actuarial methods and assumptions used include techniques that are designed to reduce the effects of short-term volatility in actuarial accrued liabilities and the actuarial value of assets, consistent with the long-term perspective of the calculations.

In the actuarial valuation report as of December 1, 2014, the "entry age normal" method was utilized. The actuarial assumptions include a 4.5 percent investment rate of return (net of administrative expenses). Additionally, actuarial assumptions include a 4 percent per year trend increase in healthcare costs. The UAAL is being amortized at a level percentage of payroll, assuming a 2.75 percent annual increase in payroll. The remaining amortization period at December 1, 2014 was 30 years. The actuarial value of assets was not determined in this actuarial valuation. Currently, the District's Plan is considered to be an unfunded plan since there are no assets and retiree benefits are paid annually on a cash basis.

### NOTE 10 – RISK MANAGEMENT

#### Property and Liability

The District is exposed to various risks of loss related to torts; theft of, damage to, and destruction of assets; errors and omissions; injuries to employees; and natural disasters. During the fiscal year ending June 30, 2016, the District contracted for property and liability insurance coverage. Settled claims have not exceeded this commercial coverage in any of the past three years. There has not been a significant reduction in coverage from the prior year.

**ESCALON UNIFIED SCHOOL DISTRICT**

**NOTES TO FINANCIAL STATEMENTS  
JUNE 30, 2016**

---

---

**Workers' Compensation**

For the fiscal year 2016, the District participated in the San Joaquin County Schools Workers' Compensation Insurance Group, an insurance purchasing pool. The intent of the San Joaquin County Schools Workers' Compensation Insurance Group is to achieve the benefit of a reduced premium for the District by virtue of its grouping and representation with other participants in the San Joaquin County Schools Workers' Compensation Insurance Group. The workers' compensation experience of the participating districts is calculated as one experience and a common premium rate is applied to all districts in the San Joaquin County Schools Workers' Compensation Insurance Group. Each participant pays its workers' compensation premium based on its individual rate. Total savings are then calculated and each participant's individual performance is compared to the overall savings percentage. A participant will then either receive money from or be required to contribute to the "equity-pooling fund". This "equity-pooling" arrangement insures that each participant shares equally in the overall performance of the San Joaquin County Schools Workers' Compensation Insurance Group. Participation in the San Joaquin County Schools Workers' Compensation Insurance Group is limited to districts that can meet the San Joaquin County Schools Workers' Compensation Insurance Group selection criteria.

<u>Insurance Program/Company Name</u>	<u>Type of Coverage</u>	<u>Limits</u>
San Joaquin County W/C JPA (PIPS)	Workers' Compensation	\$1,000,000
Norcal ReLief	General Liability	\$1,000,000 with \$50,000 retention
	Automobile	\$1,000,000 with \$50,000 retention
	Property	\$250,250,000 with \$25,000 retention
	Student Professional Liability	Included with \$50,000 retention

**Employee Medical Benefits**

The District has contracted with the Self Insured Schools of California to provide employee medical and surgical benefits for all employees. The entity is a shared risk pool comprised of school districts throughout the state. Rates are set through an annual calculation process. The District pays a monthly contribution to the entity, which is placed in a common fund from which claim payments are made for all participating Districts. Claims are paid for all participants regardless of claims flow. The Board of Directors has a right to return monies to a district subsequent to the settlement of all expenses and claims if a district withdraws from the pool.

# ESCALON UNIFIED SCHOOL DISTRICT

## NOTES TO FINANCIAL STATEMENTS JUNE 30, 2016

### NOTE 11 – EMPLOYEE RETIREMENT SYSTEMS

Qualified employees are covered under multiple-employer defined benefit pension plans maintained by agencies of the State of California. Academic employees are members of the California State Teachers' Retirement System (CalSTRS) and classified employees are members of the California Public Employees' Retirement System (CalPERS)

The District implemented GASB Statement No. 68 and No. 71 for the fiscal year ended June 30, 2016. As a result, the District reported its proportionate share of the net pension liabilities, pension expense and deferred inflow of resources for each of the above plans and a deferred outflow of resources for each of the above plans as follows:

<u>Pension Plan</u>	<u>Proportionate Share of Net Pension Liability</u>	<u>Deferred Outflow of Resources</u>	<u>Proportionate Share of Deferred Inflow of Resources</u>	<u>Proportionate Share Pension Expense</u>
CalSTRS	\$ 16,386,136	\$ 1,641,836	\$ 1,609,552	\$ 1,530,417
CalPERS	4,338,186	696,420	415,093	668,423
Total	<u>\$ 20,724,322</u>	<u>\$ 2,338,256</u>	<u>\$ 2,024,645</u>	<u>\$ 2,198,840</u>

#### California State Teachers' Retirement System (CalSTRS)

##### **Plan Description**

The District contributes to the State Teachers Retirement Plan (STRP) administered by the California State Teachers' Retirement System (CalSTRS). STRP is a cost-sharing multiple-employer public employee retirement system defined benefit pension plan. Benefit provisions are established by State statutes, as legislatively amended, within the State Teachers' Retirement Law.

A full description of the pension plan regarding benefit provisions, assumptions (for funding, but not accounting purposes), and membership information is listed in the June 30, 2014, annual actuarial valuation report, Defined Benefit Program Actuarial Valuation. This report and CalSTRS audited financial information are publically available reports that can be found on the CalSTRS website under Publications at: <http://www.calstrs.com/member-publications>.

##### **Benefits Provided**

The STRP provides retirement, disability and survivor benefits to beneficiaries. Benefits are based on members' final compensation, age and years of service credit. Members hired on or before December 31, 2012, with five years of credited service are eligible for the normal retirement benefit at age 60. Members hired on or after January 1, 2013, with five years of credited service are eligible for the normal retirement benefit at age 62. The normal retirement benefit is equal to 2.0 percent of final compensation for each year of credited service.

The STRP is comprised of four programs: Defined Benefit Program, Defined Benefit Supplement Program, Cash Balance Benefit Program and Replacement Benefits Program. The STRP holds assets for the exclusive purpose of providing benefits to members and beneficiaries of these programs. CalSTRS also uses plan assets to defray reasonable expenses of administering the STRP. Although CalSTRS is the administrator of the STRP, the state is

**ESCALON UNIFIED SCHOOL DISTRICT**

**NOTES TO FINANCIAL STATEMENTS  
JUNE 30, 2016**

the sponsor of the STRP and obligor of the trust. In addition, the state is both an employer and nonemployer contributing entity to the STRP.

The District contributes exclusively to the STRP Defined Benefit Program, thus disclosures are not included for the other plans.

The STRP provisions and benefits in effect at June 30, 2016, are summarized as follows:

	STRP Defined Benefit Program	
	On or before December 31, 2012	On or after January 1, 2013
Hire date	2% at 60	2% at 62
Benefit formula	5 years of service	5 years of service
Benefit vesting schedule	Monthly for life	Monthly for life
Benefit payments	60	62
Retirement age	2.0% - 2.4%	2.0% - 2.4%
Monthly benefits as a percentage of eligible compensation	9.20%	8.56%
Required employee contribution rate	10.73%	10.73%
Required employer contribution rate	7.12589%	7.12589%
Required state contribution rate		

**Contributions**

Required member, District and State of California contributions rates are set by the California Legislature and Governor and detailed in Teachers' Retirement Law. The contributions rates are expressed as a level percentage of payroll using the entry age normal actuarial method. In accordance with AB 1469, employer contributions into the CalSTRS will be increasing to a total of 19.1 percent of applicable member earnings phased over a seven year period. The contribution rates for each plan for the year ended June 30, 2016, are presented above and the District's total contributions were \$1,434,128.

**Pension Liabilities, Pension Expense, and Deferred Outflows of Resources and Deferred Inflows of Resources Related to Pensions**

At June 30, 2016, the District reported a liability for its proportionate share of the net pension liability that reflected a reduction for State pension support provided to the District. The amount recognized by the District as its proportionate share of the net pension liability, the related state support and the total portion of the net pension liability that was associated with the District were as follows:

Total net pension liability, including State share:	
District's proportionate share of net pension liability	\$ 16,386,136
State's proportionate share of the net pension liability associated with the District	8,666,460
	<u>\$ 25,052,596</u>

The net pension liability was measured as of June 30, 2015. The District's proportion of the net pension liability was based on a projection of the District's long-term share of contributions to the pension plan relative to the projected contributions of all participating school districts and the State, actuarially determined. The District's

**ESCALON UNIFIED SCHOOL DISTRICT**

**NOTES TO FINANCIAL STATEMENTS  
JUNE 30, 2016**

proportionate share for measurement period June 30, 2015 and June 30, 2014, respectively, was 0.02434 percent and 0.02404 percent, resulting in a net increase in the proportionate share of 0.00030 percent.

For the year ended June 30, 2016, the District recognized pension expense of \$1,530,417. In addition, the District recognized pension expense and revenue of \$770,628 for support provided by the State. At June 30, 2016, the District reported deferred outflows of resources and deferred inflows of resources related to pensions from the following sources:

	Deferred Outflows of Resources	Deferred Inflows of Resources
Differences between projected and actual earnings on plan investments		\$ 1,335,736
Differences between expected and actual experiences	-	273,816
Changes in proportion and differences between District contributions and proportionate share contributions	207,708	
Pension contributions subsequent to measurement date	1,434,128	-
Total	<u>\$ 1,641,836</u>	<u>\$ 1,609,552</u>

The deferred outflow of resources related to pensions resulting from District contributions subsequent to the measurement date will be recognized as a reduction of the net pension liability in the subsequent fiscal year. The deferred inflow of resources will be amortized over a closed five-year period and will be recognized in pension expense as follows:

Year Ended June 30,	Deferred Outflows (Inflows) of Resources
2017	\$ (552,744)
2018	(552,744)
2019	(552,744)
2020	322,496
Total	<u>\$ (1,335,736)</u>

**ESCALON UNIFIED SCHOOL DISTRICT**

**NOTES TO FINANCIAL STATEMENTS  
JUNE 30, 2016**

The deferred outflows/(inflows) of resources relate to the net change in proportionate share of net pension liability and the differences between expected and actual experience in the measurement of the total pension liability will be amortized over the Expected Average Remaining Service Life (EARSL) of all members that are provided benefits (active, inactive, and retirees) as of the beginning of the measurement period. The EARSL for the 2014-2015 measurement period is 7 years and will be recognized in pension expense as follows:

Year Ended June 30,	Deferred Outflows (Inflows) of Resources
2017	\$ (13,326)
2018	(13,326)
2019	(13,326)
2020	(13,326)
2021	(13,326)
Thereafter	(13,325)
Total	<u>\$ (79,955)</u>

**Actuarial Methods and Assumptions**

Total pension liability for STRP was determined by applying update procedures to a financial reporting actuarial valuation as of June 30, 2014, and rolling forward the total pension liability to June 30, 2015. The financial reporting actuarial valuation as of June 30, 2014, used the following methods and assumptions, applied to all prior periods included in the measurement:

Valuation date	June 30, 2014
Measurement date	June 30, 2015
Experience study	July 1, 2006 through June 30, 2010
Actuarial cost method	Entry age normal
Discount rate	7.60%
Investment rate of return	7.60%
Consumer price inflation	3.00%
Wage growth	3.75%

CalSTRS uses custom mortality tables to best fit the patterns of mortality among its members. These custom tables are based on RP2000 series tables adjusted to fit CalSTRS experience.

The long-term expected rate of return on pension plan investments was determined using a building-block method in which best estimate ranges of expected future real rates of return (expected returns, net of pension plan investment expense and inflation) are developed for each major asset class. The best estimate ranges were developed using capital market assumptions from CalSTRS general investment consultant. Based on the model for CalSTRS consulting actuary' investment practice, a best estimate range was determined by assuming the portfolio is re-balanced annually and that the annual returns are lognormally distributed and independently from year to year to develop expected percentile for the long-term distribution of annualized returns. The assumed asset allocation is based on board policy for target asset allocation in effect on February 2, 2012, the date the current experience study was approved by the board. Best estimates of 10-year geometric real rates of return and the



# ESCALON UNIFIED SCHOOL DISTRICT

## NOTES TO FINANCIAL STATEMENTS JUNE 30, 2016

assumed asset allocation for each major asset class used as input to develop the actuarial investment rate of return are summarized in the following table:

<u>Asset Class</u>	<u>Assumed Asset Allocation</u>	<u>Long-term Expected Real Rate of Return</u>
Global equity	47%	4.50%
Private equity	12%	6.20%
Real estate	15%	4.35%
Inflation sensitive	5%	3.20%
Fixed income	20%	0.20%
Cash/liquidity	1%	0.00%

### Discount Rate

The discount rate used to measure the total pension liability was 7.60 percent. The projection of cash flows used to determine the discount rate assumed the contributions from plan members and employers will be made at statutory contribution rates. Projected inflows from investment earnings were calculated using the long-term assumed investment rate of return (7.60 percent) and assuming that contributions, benefit payments and administrative expense occurred midyear. Based on these assumptions, the STRP's fiduciary net position was projected to be available to make all projected future benefit payments to current plan members. Therefore, the long-term assumed investment rate of return was applied to all periods of projected benefit payments to determine total pension liability.

The following presents the District's proportionate share of the net pension liability calculated using the current discount rate as well as what the net pension liability would be if it were calculated using a discount rate that is one percent lower or higher than the current rate:

<u>Discount Rate</u>	<u>Net Pension Liability</u>
1% decrease (6.60%)	\$ 24,741,790
Current discount rate (7.60%)	\$ 16,386,136
1% increase (8.60%)	\$ 9,441,913

### California Public Employees Retirement System (CalPERS)

#### Plan Description

Qualified employees are eligible to participate in the School Employer Pool (SEP) [and the Safety Risk Pool] under the California Public Employees' Retirement System (CalPERS), a cost-sharing multiple-employer public employee retirement system defined benefit pension plan administered by CalPERS. Benefit provisions are established by State statutes, as legislatively amended, within the Public Employees' Retirement Law.

A full description of the pension plan regarding benefit provisions, assumptions (for funding, but not accounting purposes), and membership information is listed in the June 30, 2014 annual actuarial valuation report, Schools Pool Actuarial Valuation, [and the Risk Pool Actuarial Valuation Report, Safety,] 2014. These report and CalPERS audited financial information are publically available reports that can be found on the CalPERS website under Forms and Publications at: <https://www.calpers.ca.gov/page/forms-publications>.

# ESCALON UNIFIED SCHOOL DISTRICT

## NOTES TO FINANCIAL STATEMENTS

JUNE 30, 2016

---

---

### Benefits Provided

CalPERS provides service retirement and disability benefits, annual cost of living adjustments and death benefits to plan members, who must be public employees and beneficiaries. Benefits are based on years of service credit, a benefit factor and the member's final compensation. Members hired on or before December 31, 2012, with five years of total service are eligible to retire at age 50 with statutorily reduced benefits. Members hired on or after January 1, 2013, with five years of total service are eligible to retire at age 52 with statutorily reduced benefits. All members are eligible for non-duty disability benefits after five years of service. The Basic Death Benefit is paid to any member's beneficiary if the member dies while actively employed. An employee's eligible survivor may receive the 1957 Survivor Benefit if the member dies while actively employed, is at least age 50 (or 52 for members hired on or after January 1, 2013), and has at least five years of credited service. The cost of living adjustments for each plan are applied as specified by the Public Employees' Retirement Law.

The CalPERS provisions and benefits in effect at June 30, 2016, are summarized as follows:

	School Employer Pool (CalPERS)	
	On or before December 31, 2012	On or after January 1, 2013
Hire date		
Benefit formula	2% at 55	2% at 62
Benefit vesting schedule	5 years of service	5 years of service
Benefit payments	Monthly for life	Monthly for life
Retirement age	55	62
Monthly benefits as a percentage of eligible compensation	1.1% - 2.5%	2.0% - 2.4%
Required employee contribution rate	7.000%	6.000%
Required employer contribution rate	11.847%	11.847%

### Contributions

Section 20814(c) of the California Public Employees' Retirement Law requires that the employer contribution rates for all public employers be determined on an annual basis by the actuary and shall be effective on the July 1 following notice of a change in the rate. Total plan contributions through the CalPERS annual actuarial valuation process. The actuarially determined rate is the estimated amount necessary to finance the costs of benefits earned by employees during the year, with an additional amount to finance any unfunded accrued liability. The District is required to contribute the difference between the actuarially determined rate and the contribution rate of employees. The contributions rates are expressed as percentage of annual payroll. The contribution rates for each plan for the year ended June 30, 2016, are presented above and the total District contributions were \$433,652.

### Pension Liabilities, Pension Expense, and Deferred Outflows of Resources and Deferred Inflows of Resources Related to Pensions

As of June 30, 2016, the District reported net pension liabilities for its proportionate share of the CalPERS net pension liability totaling \$4,338,186. The net pension liability was measured as of June 30, 2015. The District's proportion of the net pension liability was based on a projection of the District's long-term share of contributions to the pension plan relative to the projected contributions of all participating school districts, actuarially determined. The District's proportionate share for measurement period June 30, 2015 and June 30, 2014, respectively, was 0.02930 percent and 0.02943 percent, resulting in a net increase in the proportionate share of 0.00013 percent.

**ESCALON UNIFIED SCHOOL DISTRICT**

**NOTES TO FINANCIAL STATEMENTS  
JUNE 30, 2016**

For the year ended June 30, 2016, the District recognized pension expense of \$668,423. At June 30, 2016, the District reported deferred outflows of resources and deferred inflows of resources related to pensions from the following sources:

	Deferred Outflows of Resources	Deferred Inflows of Resources
Differences between projected and actual earnings on plan investments	\$ -	\$ 148,543
Differences between expected and actual experience	247,934	-
Change in assumption	-	266,550
Changes in proportion and differences between District contributions and proportionate share contributions	14,834	
Pension contributions subsequent to measurement date	433,652	
Total	<u>\$ 696,420</u>	<u>\$ 415,093</u>

The deferred outflow of resources related to pensions resulting from District contributions subsequent to the measurement date will be recognized as a reduction of the net pension liability in the subsequent fiscal year. The deferred inflow of resources will be amortized over a closed five-year period and will be recognized in pension expense as follows:

Year Ended June 30,	Deferred Outflows (Inflows) of Resources
2017	\$ (108,889)
2018	(108,889)
2019	(108,889)
2020	178,124
Total	<u>\$ (148,543)</u>

The deferred outflows/(inflows) of resources relate to the net change in proportionate share of net pension liability and the differences between expected and actual experience in the measurement of the total pension liability will be amortized over the Expected Average Remaining Service Life (EARSL) of all members that are provided benefits (active, inactive, and retirees) as of the beginning of the measurement period. The EARSL for the 2014-2015 measurement period is 3.9 years and will be recognized in pension expense as follows:

Year Ended June 30,	Deferred Outflows (Inflows) of Resources
2017	\$ (1,305)
2018	(1,305)
2019	(662)
Total	<u>\$ (3,272)</u>

# ESCALON UNIFIED SCHOOL DISTRICT

## NOTES TO FINANCIAL STATEMENTS

JUNE 30, 2016

---

---

### Actuarial Methods and Assumptions

Total pension liability for the SEP was determined by applying update procedures to a financial reporting actuarial valuation as of June 30, 2014, and rolling forward the total pension liability to June 30, 2015. The financial reporting actuarial valuation as of June 30, 2014, used the following methods and assumptions, applied to all prior periods included in the measurement:

Valuation date	June 30, 2014
Measurement date	June 30, 2015
Experience study	July 1, 1997 through June 30, 2011
Actuarial cost method	Entry age normal
Discount rate	7.65%
Investment rate of return	7.50%
Consumer price inflation	2.75%
Wage growth	3.00%

Mortality assumptions are based on mortality rates resulting from the most recent CalPERS experience study adopted by the CalPERS Board. For purposes of the post-retirement mortality rates, those revised rates include five years of projected ongoing mortality improvement using Scale AA published by the Society of Actuaries.

In determining the long-term expected rate of return, CalPERS took into account both short-term and long-term market return expectations as well as the expected pension fund cash flows. Using historical returns of all the funds' asset classes, expected compound returns were calculated over the short-term (first ten years) and the long-term (11-60 years) using a building-block approach. Using the expected nominal returns for both short-term and long-term, the present value of benefits was calculated for each fund. The expected rate of return was set by calculating the single equivalent expected return that arrived at the same present value of benefits for cash flows as the one calculated using both short-term and long-term returns. The expected rate of return was then set equivalent to the single equivalent rate calculated above and rounded down to the nearest one quarter of one percent. The target asset allocation and best estimates of arithmetic real rates of return for each major asset class are summarized in the following table:

<u>Asset Class</u>	<u>Assumed Asset Allocation</u>	<u>Long-term Expected Real Rate of Return</u>
Global equity	51%	5.25%
Global fixed income	19%	0.99%
Private equity	10%	6.83%
Real estate	10%	4.50%
Inflation sensitive	6%	0.45%
Infrastructure and Forestland	2%	4.50%
Liquidity	2%	-0.55%

### Discount Rate

The discount rate used to measure the total pension liability was 7.65 percent. The projection of cash flows used to determine the discount rate assumed the contributions from plan members and employers will be made at statutory contribution rates. Based on these assumptions, the School Employer Pool fiduciary net position was projected to be available to make all projected future benefit payments to current plan members. Therefore, the

**ESCALON UNIFIED SCHOOL DISTRICT**

**NOTES TO FINANCIAL STATEMENTS  
JUNE 30, 2016**

---

---

long-term assumed investment rate of return was applied to all periods of projected benefit payments to determine total pension liability.

The following presents the District's proportionate share of the net pension liability calculated using the current discount rate as well as what the net pension liability would be if it were calculated using a discount rate that is one percent lower or higher than the current rate:

<u>Discount Rate</u>	<u>Net Pension Liability</u>
1% decrease (6.65%)	\$ 7,060,759
Current discount rate (7.65%)	\$ 4,338,186
1% increase (8.65%)	\$ 2,074,185

**Social Security**

As established by Federal law, all public sector employees who are not members of their employer's existing retirement system (CalSTRS or CalPERS) must be covered by social security or an alternative plan. The District has elected to use social security. Contributions made by the District and an employee vest immediately. The District contributes 6.2% of an employee's gross earnings and employees are required to contribute an additional 6.2% of gross earnings.

**On Behalf Payments**

The State of California makes contributions to CalSTRS on behalf of the District. These payments consist of State General Fund contributions to CalSTRS in the amount of \$770,628 (7.12589% of annual payroll). Under accounting principles generally accepted in the United States of America, these amounts are to be reported as revenue and expenditures. Accordingly, these amounts have been recorded in these financial statements. On behalf payments have been excluded from the calculations of available reserves.

**NOTE 12 – COMMITMENTS AND CONTINGENCIES**

**Grants**

The District received financial assistance from Federal and State agencies in the form of grants. The disbursement of funds received under these programs generally requires compliance with terms and conditions specified in the grant agreements and are subject to audit by the grantor agencies. Any disallowed claims resulting from such audits could become a liability of the General Fund or other applicable funds. However, in the opinion of management, any such disallowed claims will not have a material adverse effect on the overall financial position of the District at June 30, 2016.

**Litigation**

The District is involved in various legal litigation arising from the normal course of business. In the opinion of management and legal counsel, the disposition of all litigation pending is not expected to have a material adverse effect on the overall financial position of the District at June 30, 2016.

**ESCALON UNIFIED SCHOOL DISTRICT**

**NOTES TO FINANCIAL STATEMENTS**

**JUNE 30, 2016**

---

---

**NOTE 13 – PARTICIPATION IN PUBLIC ENTITY RISK POOLS, JOINT POWER AUTHORITIES AND OTHER RELATED PARTY TRANSACTIONS**

The District is a member of the San Joaquin County School Workers' Compensation Insurance Group, San Joaquin County Schools Property and Liability Insurance Group public entity risk pools, the San Joaquin County Schools Data Processing Center Joint Power Authorities (JPA) and the San Joaquin County Schools Payroll Service. The District pays an annual premium to the applicable entity for its workers' compensation, property liability, medical coverage and for services received. The relationships between the District, the pools, and the JPA's is such that they are not component units of the District for financial reporting purposes.

These entities have budgeting and financial reporting requirements independent of member units and their financial statements are not presented in these financial statements; however, transactions between the entities and the District are included in these statements. Audited financial statements are available from the respective entities.

During the year ended, the District made payments of \$339,318 \$191,262, \$97,772 and \$52,704 to the San Joaquin County School Workers' Compensation Insurance Group, San Joaquin County Schools Property and Liability Insurance Group, San Joaquin County Schools Data Processing and San Joaquin County Schools Payroll Service, respectively, for the workers' compensation insurance, property and liability insurance, data processing and payroll services.

---

---

*II - Required Supplementary Information*

---

---

[PAGE INTENTIONALLY LEFT BLANK]



**ESCALON UNIFIED SCHOOL DISTRICT**

**GENERAL FUND  
BUDGETARY COMPARISON SCHEDULE  
FOR THE YEAR ENDED JUNE 30, 2016**

	Budgeted Amounts		Actual (GAAP Basis)	Variances -
	(GAAP Basis)			Positive
	Original	Final		(Negative)
				Final to Actual
<b>REVENUES</b>				
LCFF sources	\$ 21,359,772	\$ 21,279,300	\$ 21,279,300	\$ -
Federal sources	939,098	1,037,515	939,654	(97,861)
Other State sources	2,246,515	3,165,210	3,165,211	1
Other local sources	731,241	1,073,656	1,073,940	284
<b>Total Revenues</b>	<b>25,276,626</b>	<b>26,555,681</b>	<b>26,458,105</b>	<b>(97,576)</b>
<b>EXPENDITURES</b>				
Current				
Certificated salaries	11,373,764	11,516,261	11,512,826	3,435
Classified salaries	3,753,342	3,718,402	3,695,670	22,732
Employee benefits	4,503,686	5,243,611	5,033,315	210,296
Books and supplies	1,494,611	1,924,309	1,394,524	529,785
Services and operating expenditures	1,820,633	2,322,812	2,171,701	151,111
Other outgo	368,200	376,864	345,568	31,296
Capital outgo	152,720	32,165	26,296	5,869
Debt services - principal	-	-	-	-
Debt services - interest	-	-	-	-
<b>Total Expenditures</b>	<b>23,466,956</b>	<b>25,134,424</b>	<b>24,179,900</b>	<b>954,524</b>
<b>Excess (Deficiency) of Revenues</b>				
<b>Over Expenditures</b>	<b>1,809,670</b>	<b>1,421,257</b>	<b>2,278,205</b>	<b>856,948</b>
<b>Other Financing Sources (Uses)</b>				
Transfers In	-	-	-	-
Transfers out	(50,000)	(833,255)	(994,327)	161,072
<b>Net Financing Sources (Uses)</b>	<b>(50,000)</b>	<b>(833,255)</b>	<b>(994,327)</b>	<b>161,072</b>
<b>NET CHANGE IN FUND BALANCES</b>	<b>1,759,670</b>	<b>588,002</b>	<b>1,283,878</b>	<b>695,876</b>
<b>Fund Balance - Beginning</b>	<b>7,209,425</b>	<b>7,209,425</b>	<b>7,209,425</b>	<b>-</b>
<b>Fund Balance - Ending</b>	<b>\$ 8,969,095</b>	<b>\$ 7,797,427</b>	<b>\$ 8,493,303</b>	<b>\$ 695,876</b>

See accompanying note to required supplementary information

**ESCALON UNIFIED SCHOOL DISTRICT**

**SCHEDULE OF OTHER POSTEMPLOYMENT BENEFITS (OPEB) FUNDING PROGRESS  
FOR THE YEAR ENDED JUNE 30, 2016**

<b>Schedule of Funding Progress</b>						
<b>Actuarial Valuation Date</b>	<b>Actuarial Value of Assets (a)</b>	<b>Accrued Liability (AAL) - Level Percent of Payroll (b)</b>	<b>Unfunded AAL (UAAL) (b-a)</b>	<b>Funded Ratio (a / b)</b>	<b>Estimated Covered Payroll (c)</b>	<b>UAAL as a Percentage of Covered Payroll ([b - a] / c)</b>
December 1, 2010	\$ -	\$ 2,961,643	\$ 2,961,643	0%	\$ 13,600,000	22%
December 1, 2012	\$ 45,549	\$ 3,028,760	\$ 2,983,211	2%	\$ 13,800,000	22%
December 1, 2014	\$ -	\$ 3,477,126	\$ 3,477,126	0%	\$ 14,400,000	24%

*See accompanying note to required supplementary information*

**ESCALON UNIFIED SCHOOL DISTRICT**

**SCHEDULE OF THE DISTRICT'S PROPORTIONATE SHARE  
OF THE NET PENSION LIABILITY  
AS OF JUNE 30, 2016**

<b>CalSTRS</b>	<b>2016</b>	<b>2015</b>
Proportion of the net pension liability	0.0243%	0.0240%
District's proportionate share of the net pension liability	\$ 16,386,136	\$ 14,009,252
State's proportionate share of the net pension liability associated with the District	8,666,460	8,461,588
Total	<u>\$ 25,052,596</u>	<u>\$ 22,470,840</u>
District's Covered employee payroll	<u>\$ 11,244,244</u>	<u>\$ 10,814,485</u>
District's Proportionate share of the net pension liability as a percentage of its covered employee payroll	<u>146%</u>	<u>130%</u>
Plan fiduciary net position as a percentage of the total pension liability	<u>77%</u>	<u>77%</u>
 <b>CalPERS</b>		
Proportion of the net pension liability	<u>0.0294%</u>	<u>0.0293%</u>
District's proportionate share of the net pension liability	<u>\$ 4,338,186</u>	<u>\$ 3,326,263</u>
District's Covered employee payroll	<u>\$ 3,260,997</u>	<u>\$ 3,096,784</u>
District's Proportionate share of the net pension liability as a percentage of its covered employee payroll	<u>133%</u>	<u>107%</u>
Plan fiduciary net position as a percentage of the total pension liability	<u>83%</u>	<u>83%</u>

**Changes in assumptions** – (CalPERS) In 2016, the discount rate changed from 7.50% (net of administrative expenses in 2014) to 7.65% as of June 30, 2015 measurement date to correct adjustment which previously reduced the discount rate for administrative expenses.

Note: Fiscal year 2015 was the first year of implementation, therefore only two years are shown. As data becomes available, ten years of information will be presented

**ESCALON UNIFIED SCHOOL DISTRICT**

**SCHEDULE OF THE DISTRICT'S CONTRIBUTIONS FOR PENSIONS  
AS OF JUNE 30, 2016**

---

---

<b>CalSTRS</b>	<b>2016</b>	<b>2015</b>
Contractually required contribution (actuarially determined)	\$ 1,434,128	\$ 998,454
Contributions in relation to the actuarially determined contribution	1,434,128	998,454
Contribution deficiency (excess)	\$ -	\$ -
Covered-employee payroll	\$13,162,743	\$11,244,244
Contribution as a percentage of covered-employee payroll	10.90%	8.88%
<b>CalPERS</b>	<b>2016</b>	<b>2015</b>
Contractually required contribution (actuarially determined)	\$ 433,652	\$ 383,475
Contributions in relation to the actuarially determined contribution	433,652	383,475
Contribution deficiency (excess)	\$ -	\$ -
Covered-employee payroll	\$3,660,431	\$3,260,997
Contribution as a percentage of covered-employee payroll	11.85%	11.76%

Note: Fiscal year 2015 was the first year of implementation, therefore only two years are shown. As data becomes available, ten years of information will be presented

# ESCALON UNIFIED SCHOOL DISTRICT

## NOTE TO REQUIRED SUPPLEMENTARY INFORMATION FOR THE YEAR ENDED JUNE 30, 2016

---

---

### NOTE 1 – PURPOSE OF SCHEDULES

#### **Budgetary Comparison Schedule**

This schedule is required by GASB Statement No. 34 as required supplementary information (RSI) for the General Fund and for each major special revenue fund that has a legally adopted annual budget. The budgetary comparison schedule presents both (a) the original and (b) the final appropriated budgets for the reporting period as well as (c) actual inflows, outflows, and balances, stated on the District's budgetary basis. A separate column to report the variance between the final budget and actual amounts is also presented, although not required.

#### **Schedule of Funding Progress**

This schedule is required by GASB Statement No. 45 for all sole and agent employers that provide other postemployment benefits (OPEB). The schedule presents, for the most recent actuarial valuation and the two preceding valuations, information about the funding progress of the plan, including, for each valuation, the actuarial valuation date, the actuarial value of assets, the actuarial accrued liability, the total unfunded actuarial liability (or funding excess), the actuarial value of assets as a percentage of the actuarial accrued liability (funded ratio), the annual covered payroll, and the ratio of the total unfunded actuarial liability (or funding excess) to annual covered payroll.

#### **Schedule of the District's Proportionate Share of the Net Pension Liability**

This 10-year schedule is required by GASB Statement No. 68 for each cost-sharing pension plan. Until a full 10-year trend is compiled, the schedule will only show those years under which GASB Statement No. 68 was applicable. The schedule presents the District's proportion (percentage) of the collective net pension liability, the District's proportionate share (amount) of the collective net pension liability, the District's covered-employee payroll, and the pension plan's fiduciary net position as a percentage of the total pension liability.

#### **Schedule of District's Contributions for Pensions**

This 10-year schedule is required by GASB Statement No. 68 for each cost-sharing pension plan. Until a full 10-year trend is compiled, the schedule will only show those years under which GASB Statement No. 68 was applicable. The schedule presents the District's statutorily or contractually required employer contribution, the amount of contributions recognized by the pension plan in relation to the statutorily or contractually required employer contribution, the difference between the statutorily or contractually required employer contribution and the amount of contributions recognized by the pension plan in relation to the statutorily or contractually required employer contribution, the District's covered-employee payroll, and the amount of contributions recognized by the pension plan in relation to the statutorily or contractually required employer contribution as a percentage of the District's covered-employee payroll.

[PAGE INTENTIONALLY LEFT BLANK]

---

---

*III - Supplementary Information*

---

---

[PAGE INTENTIONALLY LEFT BLANK]



**ESCALON UNIFIED SCHOOL DISTRICT**

**SCHEDULE OF EXPENDITURES OF FEDERAL AWARDS  
FOR THE YEAR ENDED JUNE 30, 2016**

Federal Grantor/Pass-Through Grantor/Program or Cluster Title	Federal CFDA Number	Pass-Through Entity Identifying Number	Federal Expenditures
<b>U.S. DEPARTMENT OF EDUCATION</b>			
Passed through California Department of Education:			
Title I:			
Title I, Part A, Basic Grants Low-Income and Neglected	84.010	14329	\$ 399,591
Title I, Advance Placement Reimbursement Program	84.330	14831	4,305
Subtotal Title I			<u>403,896</u>
Title II, Part A, Improving Teacher Quality Local Grants	84.367	14341	92,774
Title III, Limited English Proficient Student Program	84.365	14346	48,239
Vocational Programs, Secondary I C	84.048	14894	<u>18,817</u>
Individuals with Disabilities Education Act (IDEA) Cluster			
IDEA, Basic Local Assistance Entitlement, Part B	84.027	13379	321,449
IDEA, Preschool Grants, Part B	84.173	13430	5,290
IDEA, Preschool Local Entitlement, Part B	84.027A	13682	<u>13,647</u>
Subtotal Individuals with Disabilities Education Act (IDEA) Cluster			<u>340,386</u>
Total U.S. Department of Education			<u>904,112</u>
<b>U.S. DEPARTMENT OF AGRICULTURE</b>			
Passed through California Department of Education:			
Child Nutrition Cluster			
National School Lunch	10.555	13391	502,203
School Breakfast Program	10.553	13526	121,566
Meal Supplement	10.555	N/A*	27,767
Fair Value of Commodities	10.565	13391	<u>46,731</u>
Total U.S. Department of Agriculture			<u>698,267</u>
<b>U.S. DEPARTMENT OF HEALTH AND HUMAN SERVICES</b>			
Passed through California Department of Health Services:			
Medical Billing Option	93.778	10113	<u>26,466</u>
Total U.S. Department of Health and Human Services			<u>26,466</u>
Total Expenditures of Federal Awards			<u>\$ 1,628,845</u>

\*Passthrough Entity Identifying Number not available or not applicable

# ESCALON UNIFIED SCHOOL DISTRICT

## LOCAL EDUCATION AGENCY ORGANIZATION STRUCTURE FOR THE YEAR ENDED JUNE 30, 2016

---

---

### ORGANIZATION

The Escalon Unified School District was established July 1, 1967 and consists of an area comprising approximately 65 square miles. The District operates four elementary, one middle school, one high school, one continuation school and one charter school. There were no boundary changes during the year.

### GOVERNING BOARD

<u>MEMBER</u>	<u>OFFICE</u>	<u>TERM EXPIRES</u>
Richard Thompson	President	2018
Amy Bavaro	Vice President	2016
Martha Coelho	Clerk	2016
Kate Powell	Member	2018
John Largent	Member	2018

### ADMINISTRATION

Ron Costa	Superintendent
Joel Johannsen	Assistant Superintendent
Kelly Robinson	Chief Business Officer

**ESCALON UNIFIED SCHOOL DISTRICT**

**SCHEDULE OF AVERAGE DAILY ATTENDANCE  
FOR THE YEAR ENDED JUNE 30, 2016**

	Second Period Report	Annual Report
<b>ELEMENTARY</b>		
K/TK through third	760	761
Fourth through sixth	548	548
Seventh and eighth	392	393
Extended Year Special Education	2	2
Special Education - Nonpublic	-	-
Total Elementary	1,702	1,704
<b>SECONDARY</b>		
Regular classes	802	798
Continuation education	33	33
Extended Year Special Education	1	1
Special Education - Nonpublic	2	2
Total Secondary	838	834
Total K-12	2,540	2,538
<b>ESCALON CHARTER ACADEMY</b>		
<i>Classroom-based instruction</i>		
TK through third	65	66
Fourth through sixth	24	25
Seventh and eighth	11	12
Total Charter ( <i>classroom-based instruction</i> )	100	103
<i>Non-Classroom-based instruction</i>		
TK through third	50	51
Fourth through sixth	37	38
Seventh and eighth	14	14
Ninth through twelfth	7	7
Total Charter ( <i>non classroom-based instruction</i> )	108	110
Total Charter K-12	208	213

See accompanying note to supplementary information.

**ESCALON UNIFIED SCHOOL DISTRICT**

**SCHEDULE OF INSTRUCTIONAL TIME  
FOR THE YEAR ENDED JUNE 30, 2016**

Grade Level	1986-87	2015-16	Number of Days		Status
	Minutes Requirement	Actual Minutes	Traditional Calendar	Multitrack Calendar	
Kindergarten	36,000	48,780	180	N/A	In Compliance
Grade 1	50,400	50,580	180	N/A	In Compliance
Grade 2	50,400	52,380	180	N/A	In Compliance
Grade 3	50,400	52,380	180	N/A	In Compliance
Grade 4	54,000	54,180	180	N/A	In Compliance
Grade 5	54,000	54,180	180	N/A	In Compliance
Grade 6	54,000	59,760	180	N/A	In Compliance
Grade 7	54,000	59,760	180	N/A	In Compliance
Grade 8	54,000	59,760	180	N/A	In Compliance
Grade 9	64,800	65,880	180	N/A	In Compliance
Grade 10	64,800	65,880	180	N/A	In Compliance
Grade 11	64,800	65,880	180	N/A	In Compliance
Grade 12	64,800	65,880	180	N/A	In Compliance

*See accompanying note to supplementary information.*

**ESCALON UNIFIED SCHOOL DISTRICT**

**SCHEDULE OF INSTRUCTIONAL TIME – CHARTER SCHOOL  
FOR THE YEAR ENDED JUNE 30, 2016**

---

**Escalon Charter Academy**

<u>Grade Level</u>	1986-87	2015-16	<u>Number of Days</u>		<u>Status</u>
	<u>Minutes Requirement</u>	<u>Actual Minutes</u>	<u>Traditional Calendar</u>	<u>Multitrack Calendar</u>	
Kindergarten	36,000	48,780	180	N/A	In Compliance
Grade 1	50,400	50,580	180	N/A	In Compliance
Grade 2	50,400	52,380	180	N/A	In Compliance
Grade 3	50,400	52,380	180	N/A	In Compliance
Grade 4	54,000	54,180	180	N/A	In Compliance
Grade 5	54,000	54,180	180	N/A	In Compliance
Grade 6	54,000	59,760	180	N/A	In Compliance
Grade 7	54,000	59,760	180	N/A	In Compliance
Grade 8	54,000	59,760	180	N/A	In Compliance

*See accompanying note to supplementary information.*

## ESCALON UNIFIED SCHOOL DISTRICT

### RECONCILIATION OF ANNUAL FINANCIAL AND BUDGET REPORT WITH AUDITED FINANCIAL STATEMENTS FOR THE YEAR ENDED JUNE 30, 2016

---

---

Summarized below are the fund balance reconciliations between the Unaudited Actual Financial Report and the audited financial statements.

#### FORM ASSET

Balance, June 30, 2016, Unaudited Actuals	\$ 26,429,649
Increase in:	
Work in progress	53,825
Land improvements	622,031
Buildings and improvements	8,780,143
Furniture and equipment	351,543
Accumulated depreciation	(4,301,683)
Balance, June 30, 2016, Audited Financial Statement	<u>\$ 31,935,508</u>

#### FORM DEBT

Total Liabilities, June 30, 2016, Unaudited Actuals	\$ 22,562,303
Increase in:	
Bond premium net of amortization	562,364
Net OPEB	1,069,980
Net Pension Liability	20,724,322
Decrease in:	
General obligation bonds	(57,508)
General Obligation discount net of amortization	(21,598)
Total Liabilities, June 30, 2016, Audited Financial Statements	<u>\$ 44,839,863</u>

**ESCALON UNIFIED SCHOOL DISTRICT**

**SCHEDULE OF FINANCIAL TRENDS AND ANALYSIS  
FOR THE YEAR ENDED JUNE 30, 2016**

	(Budget) 2017 <sup>1</sup>	2016	2015	2014
<b>GENERAL FUND</b>				
Revenues	\$ 24,850,552	\$ 26,458,105	\$ 22,808,666	\$ 21,182,112
Other sources and transfers in	-	-	-	53,399
<b>Total Revenues</b>	<u>24,850,552</u>	<u>26,458,105</u>	<u>22,808,666</u>	<u>21,235,511</u>
Expenditures	24,792,156	24,179,900	22,883,950	20,497,761
Other uses and transfers out	248,291	994,327	-	95,000
<b>Total Expenditures     and Other Uses</b>	<u>25,040,447</u>	<u>25,174,227</u>	<u>22,883,950</u>	<u>20,592,761</u>
<b>INCREASE (DECREASE) IN FUND BALANCE</b>	<u>\$ (189,895)</u>	<u>\$ 1,283,878</u>	<u>\$ (75,284)</u>	<u>\$ 642,750</u>
<b>ENDING FUND BALANCE</b>	<u>\$ 8,303,408</u>	<u>\$ 8,493,303</u>	<u>\$ 7,209,425</u>	<u>\$ 7,284,709</u>
<b>AVAILABLE RESERVES <sup>2</sup></b>	<u>\$ 751,214</u>	<u>\$ 758,166</u>	<u>\$ 694,689</u>	<u>\$ 620,830</u>
<b>AVAILABLE RESERVES AS A PERCENTAGE OF TOTAL OUTGO</b>	<u>3.00%</u>	<u>3.01%</u>	<u>3.04%</u>	<u>3.01%</u>
<b>LONG-TERM OBLIGATIONS</b>	<u>\$ 44,653,200</u>	<u>\$ 44,839,863</u>	<u>\$ 35,766,512</u>	<u>\$ 39,945,519</u>
<b>K-12 AVERAGE DAILY ATTENDANCE AT P-2</b>	<u>2,728</u>	<u>2,748</u>	<u>2,743</u>	<u>2,709</u>

The General Fund balance has increased by \$1,208,594 over the past two years. The fiscal year 2016-2017 budget projects a budget decrease of \$189,895. For a district this size, the State recommends available reserves of at least three percent of total General Fund expenditures, transfers out, and other uses (total outgo).

Total long-term obligations have increased by \$4,894,344 over the past two years.

Average daily attendance has increased by 39 over the past two years. A decrease of 20 ADA is anticipated during fiscal year 2016-2017.

<sup>1</sup> Budget 2017 is included for analytical purposes only and has not been subjected to audit.

<sup>2</sup> Available reserves consist of all undesignated fund balances and all funds designated for economic uncertainty contained within the General Fund.

**ESCALON UNIFIED SCHOOL DISTRICT**

**SCHEDULE OF CHARTER SCHOOLS  
FOR THE YEAR ENDED JUNE 30, 2016**

---

---

<u>Name of Charter School</u>	<u>Included in Audit Report</u>
Escalon Charter Academy	Yes



[PAGE INTENTIONALLY LEFT BLANK]

**ESCALON UNIFIED SCHOOL DISTRICT**

**NON-MAJOR GOVERNMENTAL FUNDS  
COMBINING BALANCE SHEET  
JUNE 30, 2016**

	<b>Charter School Fund</b>	<b>Cafeteria Fund</b>	<b>Deferred Maintenance Fund</b>	<b>Pupil Transportation Fund</b>
<b>ASSETS</b>				
Deposits and investments	\$ 744,226	\$ 133,274	\$ 236,879	\$ 163,037
Receivables	31,186	95,461	374	236
Due from other funds	-	-	200,000	150,000
Prepaid expenses	-	-	-	-
Stores inventories	-	15,821	-	-
<b>Total Assets</b>	<u>775,412</u>	<u>244,556</u>	<u>437,253</u>	<u>313,273</u>
<b>LIABILITIES AND FUND BALANCES</b>				
<b>Liabilities:</b>				
Accounts payable	164	3,360	320	-
Due to other funds	1,101	-	-	-
<b>Total Liabilities</b>	<u>1,265</u>	<u>3,360</u>	<u>320</u>	<u>-</u>
<b>Fund Balances:</b>				
Nonspendable	-	15,821	-	-
Restricted	22,519	-	-	313,273
Committed	-	-	-	-
Assigned	751,628	225,375	436,933	-
Unassigned	-	-	-	-
<b>Total Fund Balance</b>	<u>774,147</u>	<u>241,196</u>	<u>436,933</u>	<u>313,273</u>
<b>Total Liabilities and Fund Balances</b>	<u>\$ 775,412</u>	<u>\$ 244,556</u>	<u>\$ 437,253</u>	<u>\$ 313,273</u>

*See accompanying note to supplementary information.*

<b>Capital Facilities Fund</b>	<b>Bond Interest And Redemption Fund</b>	<b>Total Non-Major Governmental Funds</b>
\$ 406,922	\$ 857,711	\$ 2,542,049
4,694	-	131,951
-	48,587	398,587
-	-	-
-	-	15,821
<u>411,616</u>	<u>906,298</u>	<u>3,088,408</u>
-	-	3,844
-	-	1,101
<u>-</u>	<u>-</u>	<u>4,945</u>
-	-	15,821
411,616	906,298	1,653,706
-	-	-
-	-	1,413,936
<u>-</u>	<u>-</u>	<u>-</u>
<u>411,616</u>	<u>906,298</u>	<u>3,083,463</u>
<u>\$ 411,616</u>	<u>\$ 906,298</u>	<u>\$ 3,088,408</u>

**ESCALON UNIFIED SCHOOL DISTRICT**

**NON-MAJOR GOVERNMENTAL FUNDS  
COMBINING STATEMENT OF REVENUES, EXPENDITURES,  
AND CHANGES IN FUND BALANCE  
FOR THE YEAR ENDED JUNE 30, 2016**

	<b>Charter School Fund</b>	<b>Cafeteria Fund</b>	<b>Deferred Maintenance Fund</b>	<b>Pupil Transportation Fund</b>
<b>REVENUES</b>				
LCFF sources	\$ 1,584,690	\$ -	\$ 160,000	\$ -
Federal sources	-	698,267	-	-
Other State sources	180,911	49,409	-	-
Other local sources	2,511	251,106	1,302	699
<b>Total Revenues</b>	<b>1,768,112</b>	<b>998,782</b>	<b>161,302</b>	<b>699</b>
<b>EXPENDITURES</b>				
Current				
Instruction	1,027,787	-	-	-
Instruction-related activities:				
Supervision of Instruction	6,339	-	-	-
Instructional library, media and Tech	-	-	-	-
School site administration	187,303	-	-	-
Pupil services:				
Home-to-school transportation	-	-	-	-
Food services	-	954,477	-	-
Other pupil services	11,218	-	-	-
General administration				
All other general administration	13,565	45,210	-	-
Plant services	61,860	2,313	122,024	-
Facility acquisition and construction	50,000	-	5,288	-
Enterprise services	-	8,931	-	-
Other Outgo	-	-	-	-
Debt Service				
Principal	-	-	-	-
Interest and other	-	-	-	-
<b>Total Expenditures</b>	<b>1,358,072</b>	<b>1,010,931</b>	<b>127,312</b>	<b>-</b>
<b>Excess (Deficiency) of Revenues</b>				
<b>Over Expenditures</b>	<b>410,040</b>	<b>(12,149)</b>	<b>33,990</b>	<b>699</b>
<b>Other Financing Sources (Uses)</b>				
Transfers in	-	-	200,000	200,000
Other Financing Sources	-	-	-	-
<b>Net Financing Sources (Uses)</b>	<b>-</b>	<b>-</b>	<b>200,000</b>	<b>200,000</b>
<b>NET CHANGE IN FUND BALANCES</b>	<b>410,040</b>	<b>(12,149)</b>	<b>233,990</b>	<b>200,699</b>
<b>Fund Balance - Beginning</b>	<b>364,107</b>	<b>253,345</b>	<b>202,943</b>	<b>112,574</b>
<b>Fund Balance - Ending</b>	<b>\$ 774,147</b>	<b>\$ 241,196</b>	<b>\$ 436,933</b>	<b>\$ 313,273</b>

See accompanying note to supplementary information.

<b>Capital Facilities Fund</b>	<b>Bond Interest and Redemption Fund</b>	<b>Total Non-Major Governmental Funds</b>
\$ -	\$ -	\$ 1,744,690
-	-	698,267
-	4,637	234,957
152,955	777,424	1,185,997
<u>152,955</u>	<u>782,061</u>	<u>3,863,911</u>
-	-	1,027,787
-	-	6,339
-	-	-
-	-	187,303
-	-	-
-	-	-
-	-	954,477
-	-	11,218
-	-	58,775
-	-	186,197
-	-	55,288
-	-	8,931
-	-	-
-	327,268	327,268
1,800	392,032	393,832
<u>1,800</u>	<u>719,300</u>	<u>3,217,415</u>
<u>151,155</u>	<u>62,761</u>	<u>646,496</u>
-	-	400,000
-	177,527	177,527
-	177,527	577,527
151,155	240,288	1,224,023
260,461	666,010	1,859,440
<u>\$ 411,616</u>	<u>\$ 906,298</u>	<u>\$ 3,083,463</u>

**ESCALON UNIFIED SCHOOL DISTRICT**

**NOTE TO SUPPLEMENTARY INFORMATION  
JUNE 30, 2016**

---

---

**NOTE 1 – PURPOSES OF SCHEDULES**

**Schedule of Expenditures of Federal Awards**

The accompanying schedule of expenditures of Federal awards includes the Federal grant activity of the District and is presented on the modified accrual basis of accounting. The information in this schedule is presented in accordance with Title 2 U.S. *Code of Federal Regulations* (CFR) Part 200, *Uniform Administrative Requirements, Cost Principles, and Audit Requirements for Federal Awards*. Therefore, some amounts presented in this schedule may differ from amounts presented in, or used in the preparation of, the financial statements.

The following schedule provides reconciliation between revenues reported on the Statement of Revenues, Expenditures, and Changes in Fund Balances, and the related expenditures reported on the Schedule of Expenditures of Federal Awards. The reconciling amount consists primarily of Medi-Cal Billing Option funds that have been recorded in the current period as revenues that have not been expended as of June 30, 2016. These unspent balances are reported as legally restricted ending balances with the General Fund.

<b>Description</b>	<b>CFDA Number</b>	<b>Amount</b>
Total Federal Revenues From the Statement of Revenues, Expenditures and Changes in Fund Balances:		\$ 1,637,921
Medi-Cal Billing Option	93.778	(9,076)
Total Schedule of Expenditures of Federal Awards		<u>\$ 1,628,845</u>

Indirect Cost Rate – The District has elected not to use the 10 percent de minimis indirect cost rate allowed under the Uniform Guidance.

Sub-recipients – The District did not provide federal awards to sub-recipients during the year ended June 30, 2016.

**Local Education Agency Organization Structure**

This schedule provides information about the District's boundaries and schools operated, members of the governing board, and members of the administration.

**Schedule of Average Daily Attendance (ADA)**

Average daily attendance (ADA) is a measurement of the number of pupils attending classes of the District. The purpose of attendance accounting from a fiscal standpoint is to provide the basis on which apportionments of State funds are made to school districts. This schedule provides information regarding the attendance of students at various grade levels and in different programs.

# ESCALON UNIFIED SCHOOL DISTRICT

## NOTE TO SUPPLEMENTARY INFORMATION JUNE 30, 2016

---

---

### **Schedule of Instructional Time/Schedule of Instructional Time – Charter School**

The District has received incentive funding for increasing instructional time as provided by the Incentives for Longer Instructional Day. These schedules present information on the amount of instructional time offered by the District and whether the District complied with the provisions of Education Code Sections 46200 through 46206.

The District has not met its local control funding formula target.

Districts must maintain their instructional minutes at the 1986-87 requirement as required by *Education Code* Section 46201.

### **Reconciliation of Annual Financial and Budget Report with Audited Financial Statements**

This schedule provides the information necessary to reconcile the fund balance of all funds reported on the Unaudited Actual Financial Report to the audited financial statements.

### **Schedule of Financial Trends and Analysis**

This schedule discloses the District's financial trends by displaying past years' data along with current year budget information. These financial trend disclosures are used to evaluate the District's ability to continue as a going concern for a reasonable period of time.

### **Schedule of Charter Schools**

This schedule provides information for the California Department of Education to monitor financial reporting by Charter Schools.

### **Non-Major Governmental Funds – Balance Sheet and Statement of Revenues, Expenditures and Change in Fund Balance**

The Non-Major Governmental Funds Combining Balance Sheet and Combining Statement of Revenues, Expenditures and Changes in Fund Balance is included to provide information regarding the individual funds that have been included in the Non-Major Governmental Funds column on the Governmental Funds Balance Sheet and Statement of Revenues, Expenditures, and Changes in Fund Balance.

[PAGE INTENTIONALLY LEFT BLANK]



---

---

*IV - Independent Auditors' Reports*

---

---

[PAGE INTENTIONALLY LEFT BLANK]

# Cichella & Tokunaga, LLP

Certified Public Accountants

4671 Golden Foothill Parkway ♦ El Dorado Hills, CA 95672  
Voice: (877) 359-9588 ♦ Fax: (916) 941-7234

[www.ctcpa.net](http://www.ctcpa.net)

## INDEPENDENT AUDITORS' REPORT ON INTERNAL CONTROL OVER FINANCIAL REPORTING AND ON COMPLIANCE AND OTHER MATTERS BASED ON AN AUDIT OF FINANCIAL STATEMENTS PERFORMED IN ACCORDANCE WITH *GOVERNMENT AUDITING STANDARDS*

Governing Board  
Escalon Unified School District  
Escalon, California

We have audited, in accordance with the auditing standards generally accepted in the United States of America and the standards applicable to financial audits contained in *Government Auditing Standards* issued by the Comptroller General of the United States, the financial statements of the governmental activities, each major fund, and the aggregate remaining fund information of the Escalon Unified School District (the District) as of and for the year ended June 30, 2016, and the related notes to the financial statements, which collectively comprise Escalon Unified School District's basic financial statements, and have issued our report thereon dated December 2, 2016.

### Internal Control Over Financial Reporting

In planning and performing our audit of the financial statements, we considered Escalon Unified School District's internal control over financial reporting (internal control) to determine the audit procedures that are appropriate in the circumstances for the purpose of expressing our opinions on the financial statements, but not for the purpose of expressing an opinion on the effectiveness on Escalon Unified School District's internal control. Accordingly, we do not express an opinion on the effectiveness of Escalon Unified School District's internal control.

*A deficiency in internal control* exists when the design or operation of a control does not allow management or employees, in the normal course of performing their assigned functions, to prevent, or detect and correct, misstatements on a timely basis. *A material weakness* is a deficiency, or a combination of deficiencies, in internal control, such that there is a reasonable possibility that a material misstatement of the District's financial statements will not be prevented, or detected and corrected on a timely basis. *A significant deficiency* is a deficiency, or a combination of deficiencies, in internal control that is less severe than a material weakness, yet important enough to merit attention by those charged with governance.

Our consideration of internal control was for the limited purpose described in the first paragraph of this section and was not designed to identify all deficiencies in internal control that might be material weaknesses or significant deficiencies. Given these limitations, during our audit, we did not identify any deficiencies in internal control that we consider to be material weaknesses. However, material weaknesses may exist that have not been identified.

### **Compliance and Other Matters**

As part of obtaining reasonable assurance about whether Escalon Unified School District's financial statements are free from material misstatement, we performed tests of its compliance with certain provisions of laws, regulations, contracts, and grant agreements, noncompliance with which could have a direct and material effect on the determination of financial statement amounts. However, providing an opinion on compliance with those provisions was not an objective of our audit, and accordingly, we do not express such an opinion. The results of our tests disclosed no instances of noncompliance or other matters that are required to be reported under *Government Auditing Standards*.

### **Purpose of This Report**

The purpose of this report is solely to describe the scope of our testing of internal control and compliance and the results of that testing, and not to provide an opinion on the effectiveness of the District's internal control or on compliance. This report is an integral part of an audit performed in accordance with *Government Auditing Standards* in considering the District's internal control and compliance. Accordingly, this communication is not suitable for any other purpose.

*Cochell + Tolman, LLP*

El Dorado Hills, California  
December 2, 2016

# Cichella & Tokunaga, LLP

Certified Public Accountants

4671 Golden Foothill Parkway ♦ El Dorado Hills, CA 95672  
Voice: (877) 359-9588 ♦ Fax: (916) 941-7234

[www.ctcpa.net](http://www.ctcpa.net)

## INDEPENDENT AUDITORS' REPORT ON COMPLIANCE FOR EACH MAJOR PROGRAM AND ON INTERNAL CONTROL OVER COMPLIANCE REQUIRED BY THE UNIFORM GUIDANCE

Governing Board  
Escalon Unified School District  
Escalon, California

### Report on Compliance for Each Major Federal Program

We have audited Escalon Unified School District's compliance with the types of compliance requirements described in the *OMB Compliance Supplement* that could have a direct and material effect on each of Escalon Unified School District's (the District) major Federal programs for the year ended June 30, 2016. Escalon Unified School District's major Federal programs are identified in the summary of auditor's results section of the accompanying schedule of findings and questioned costs

### Management's Responsibility

Management is responsible for compliance with federal statutes, regulations and terms and conditions of its federal awards applicable to its federal programs.

### Auditor's Responsibility

Our responsibility is to express an opinion on compliance for each of the Escalon Unified School District's major federal programs based on our audit of the types of compliance requirements referred to above. We conducted our audit of compliance in accordance with auditing standards generally accepted in the United States of America; the standards applicable to financial audits contained in Government Auditing Standards, issued by the Comptroller General of the United States and the audit requirements of Title 2 U.S. *Code of Federal Regulations Part 200, Uniform Administrative Requirements, Cost Principles, and Audit Requirements for Federal Awards* (Uniform Guidance). Those standards and the Uniform Guidance require that we plan and perform the audit to obtain reasonable assurance about whether noncompliance with the types of compliance requirements referred to above that could have a direct and material effect on a major federal program occurred. An audit includes examining, on a test basis, evidence about the Escalon Unified School District's compliance with those requirements and performing such other procedures as we considered necessary in the circumstances.

We believe that our audit provides a reasonable basis for our opinion on compliance for each major Federal program. However, our audit does not provide a legal determination of Escalon Unified School District's compliance.

## Opinion on Each Major Federal Program

In our opinion, Escalon Unified School District complied, in all material respects, with the types of compliance requirements referred to above that could have a direct and material effect on each of its major Federal programs for the year ended June 30, 2016.

## Report on Internal Control Over Compliance

Management of the Escalon Unified School District is responsible for establishing and maintaining effective internal control over compliance with the types of compliance requirements referred to above. In planning and performing our audit of compliance, we considered the Escalon Unified School District's internal control over compliance with the types of requirements that could have a direct and material effect on each major federal program to determine the auditing procedures that are appropriate in the circumstances for the purpose of expressing an opinion on compliance for each major federal program and to test and report on internal control over compliance in accordance with the Uniform Guidance, but not for the purpose of expressing an opinion on the effectiveness of internal control over compliance. Accordingly, we do not express an opinion on the effectiveness of the Escalon Unified School District's internal control over compliance.

*A deficiency in internal control over compliance* exists when the design or operation of a control over compliance does not allow management or employees, in the normal course of performing their assigned functions, to prevent, or detect and correct, noncompliance with a type of compliance requirement of a federal program on a timely basis. *A material weakness in internal control over compliance* is a deficiency, or combination of deficiencies, in internal control over compliance, such that there is a reasonable possibility that material noncompliance with a type of compliance requirement of a federal program will not be prevented, or detected and corrected, on a timely basis. *A significant deficiency in internal control over compliance* is a deficiency, or a combination of deficiencies, in internal control over compliance with a type of compliance requirement of a federal program that is less severe than a material weakness in internal control over compliance, yet important enough to merit attention by those charged with governance.

Our consideration of internal control over compliance was for the limited purpose described in the first paragraph of this section and was not designed to identify all deficiencies in internal control over compliance that might be material weaknesses or significant deficiencies. We did not identify any deficiencies in internal control over compliance that we consider to be material weaknesses. However, material weaknesses may exist that have not been identified.

The purpose of this report on internal control over compliance is solely to describe the scope of our testing of internal control over compliance and the results of that testing based on the requirements of the Uniform Guidance. Accordingly, this report is not suitable for any other purpose.

*Cubell + Tolson, LLP*

El Dorado Hills, California  
December 2, 2016

# Cichella & Tokunaga, LLP

Certified Public Accountants

4671 Golden Foothill Parkway ♦ El Dorado Hills, CA 95672  
Voice: (877) 359-9588 ♦ Fax: (916) 941-7234

www.ctcpa.net

## INDEPENDENT AUDITORS' REPORT ON COMPLIANCE WITH APPLICABLE REQUIREMENTS IN ACCORDANCE WITH 2015-16 GUIDE FOR ANNUAL AUDITS OF K-12 LOCAL EDUCATION AGENCIES AND STATE COMPLIANCE REPORTING

Governing Board  
Escalon Unified School District  
Escalon, California

### **Report on State Compliance**

We have audited Escalon Unified School District's compliance with the types of compliance requirements as described in the *2015-16 Guide for Annual Audits of K-12 Local Education Agencies and State Compliance Reporting* applicable to the Escalon Unified School District's programs as identified in the below schedule for the year ended June 30, 2016.

### **Management's Responsibility**

Management is responsible for compliance with the state statutes, regulations, and terms and conditions of its state awards applicable to its state programs.

### **Auditor's Responsibility**

Our responsibility is to express an opinion on compliance for the Escalon Unified School District's State programs based on our audit of the types of compliance requirements referred to above. We conducted our audit of compliance in accordance with auditing standards generally accepted in the United States of America; the standards applicable to financial audits contained in *Government Auditing Standards*, issued by the Comptroller General of the United States; and the *2015-16 Guide for Annual Audits of K-12 Local Education Agencies and State Compliance Reporting*, published by the Education Audit Appeals Panel. Those standards and the *2015-16 Guide for Annual Audits of K-12 Local Education Agencies and State Compliance Reporting* require that we plan and perform the audit to obtain reasonable assurance about whether noncompliance with the types of compliance requirements referred to above that could have a direct and material effect on the programs identified in the below schedule occurred. An audit includes examining, on a test basis, evidence about Escalon Unified School District's compliance with those requirements and performing such other procedures as we considered necessary in the circumstances. We believe that our audit provides a reasonable basis for our opinion on compliance. However, our audit does not provide a legal determination on the District's compliance with those requirements.

In connection with the requirements referred to above, we selected and tested transactions and records to determine the Escalon Unified School District's compliance with the applicable programs identified below:

<b>Compliance Requirements</b>	<b>Procedures Performed</b>
<b>LOCAL EDUCATION AGENCIES OTHER THAN CHARTER SCHOOLS</b>	
Attendance	Yes
Teacher Certification and Misassignments	Yes
Kindergarten Continuance	Yes
Independent Study	No, See Below
Continuation Education	No, See Below
Instructional Time	Yes
Instructional Materials	Yes
Ratios of Administrative Employees to Teachers	Yes
Classroom Teacher Salaries	Yes
Early Retirement Incentive	Not Applicable
GANN Limit Calculation	Yes
School Accountability Report Card	Yes
Juvenile Court Schools	Not Applicable
Middle or Early College High Schools	Not Applicable
K-3 Grade Span Adjustment	Yes
Transportation Maintenance of Effort	Yes
<b>SCHOOL DISTRICTS, COUNTY OFFICE EDUCATION AND CHARTER SCHOOLS</b>	
Educator Effectiveness	Yes
California Clean Energy Jobs Act	Yes
After School Education and Safety Program	Yes
Proper Expenditure of Education Protection Account Funds	Yes
Unduplicated Local Control Funding Formula Pupil Counts	Yes
Local Control and Accountability Plan	Yes
Independent Study-Course Based	Not Applicable
Immunizations	Not Applicable
<b>CHARTER SCHOOLS</b>	
Attendance	Yes
Mode of Instruction	Yes
Non-classroom-Based Instruction/Independent Study	Yes
Determination of Funding for Non-classroom-Based Instruction	Yes
Annual Instructional Minutes – Classroom Based	Yes
Charter School Facilities Grant Program	Not Applicable

The District's reported ADA for Continuation Education was below the materiality level that requires testing; therefore, we did not perform any testing of Continuation Education ADA.



The District's reported ADA for Independent Study was below the materiality level that requires testing; therefore, we did not perform any testing of Independent Study ADA.

**Opinion on State Compliance**

In our opinion, Escalon Unified School District complied, in all material respects, with the types of compliance requirements referred to above that could have a direct and material effect on the programs identified in the above schedule for the year ended June 30, 2016.

*Cubell + Tolman, LLP*

El Dorado Hills, California  
December 2, 2016

[PAGE INTENTIONALLY LEFT BLANK]

---

---

*V - Schedule of Findings and Questioned Costs*

---

---

[PAGE INTENTIONALLY LEFT BLANK]

**ESCALON UNIFIED SCHOOL DISTRICT**

**SUMMARY OF AUDITORS' RESULTS  
FOR THE YEAR ENDED JUNE 30, 2016**

---

**FINANCIAL STATEMENTS**

Type of auditors' report issued:	<u>Unmodified</u>
Internal control over financial reporting:	
Material weaknesses identified?	<u>No</u>
Significant deficiencies identified not considered to be material weaknesses?	<u>None Reported</u>
Noncompliance material to financial statements noted?	<u>No</u>

**FEDERAL AWARDS**

Internal control over major federal programs:	
Material weaknesses identified?	<u>No</u>
Significant deficiencies identified not considered to be material weaknesses?	<u>None Reported</u>
Type of auditors' report issued on compliance for major federal programs:	<u>Unmodified</u>
Any audit findings disclosed that are required to be reported in accordance with 2 CFR 200.516(a)?	<u>No</u>
Identification of major federal programs	

<u>CFDA Number(s)</u>	<u>Name of Federal Program or Cluster</u>
<u>10.553, 10.555, 10.556</u>	<u>Child Nutrition Cluster</u>
<u> </u>	<u> </u>
<u> </u>	<u> </u>

Dollar threshold used to distinguish between Type A and Type B programs:	<u>\$750,000</u>
Auditee qualified as low-risk auditee?	<u>Yes</u>

**STATE AWARDS**

Internal control over state programs:	
Material weaknesses identified?	<u>No</u>
Significant deficiency(ies) identified?	<u>None Reported</u>
Any audit findings disclosed that are required to be reported in accordance with Audits of California K-12 Local Education Agencies?	<u>No</u>
Type of auditors' report issued on compliance for state programs:	<u>Unmodified</u>

**ESCALON UNIFIED SCHOOL DISTRICT**

**FINANCIAL STATEMENT FINDINGS  
FOR THE YEAR ENDED JUNE 30, 2016**

---

---

None reported.

**ESCALON UNIFIED SCHOOL DISTRICT**

**FEDERAL AWARDS FINDINGS AND QUESTIONED COSTS  
FOR THE YEAR ENDED JUNE 30, 2016**

---

---

There were no audit findings and questioned costs related to the federal awards for the year ended June 30, 2016.

**ESCALON UNIFIED SCHOOL DISTRICT**

**STATE AWARDS FINDINGS AND QUESTIONED COSTS  
FOR THE YEAR ENDED JUNE 30, 2016**

---

---

There were no audit findings and questioned costs related to the state awards for the year ended June 30, 2016.



**ESCALON UNIFIED SCHOOL DISTRICT**

**SUMMARY SCHEDULE OF PRIOR AUDIT FINDINGS  
FOR THE YEAR ENDED JUNE 30, 2016**

---

---

There were no prior year findings reported for June 30, 2015.